



ANNUAL REPORT

2024



ABN 43 107 159 713
ASX Code: BML

CORPORATE DIRECTORY

DIRECTORS

Gary Comb (Chairman)
Simon Noon (Managing Director & CEO)
Richard Monti (Non-Executive Director)
Andrew Parker (Non-Executive Director)

COMPANY SECRETARY

Jerry Monzu

REGISTERED OFFICE

4 Clive Street
WEST PERTH WA 6005

SHARE REGISTRY

Automic Group Pty Ltd
Level 5
191 St Georges Terrace
PERTH WA 6000
Tel: 1300 288 664

BANKERS

Australian and New Zealand Banking Group Limited
239 Murray Street
PERTH WA 6000

AUDITORS

BDO Audit Pty Ltd
Level 9, Mia Yellagonga Tower 2
5 Spring Street
Perth, WA 6000

SECURITIES EXCHANGE LISTING

Boab Metals Limited shares are listed on the
Australian Securities Exchange (Home Branch - Perth)
ASX Code: BML

WEBSITE ADDRESS

www.boabmetals.com

TABLE OF CONTENTS

Chairman’s Report	3
Managing Director’s Report	4
Review of Operations	6
Directors’ Report	16
Auditor’s Independence Declaration	31
Consolidated Statement of Profit or Loss & Other Comprehensive Income	32
Consolidated Statement of Financial Position	33
Consolidated Statement of Changes in Equity	34
Consolidated Statement of Cash Flows	35
Notes to the Financial Statements	36
Consolidated Entity Disclosure Statement	61
Directors’ Declaration	62
Independent Auditor’s Report	63
Shareholder Information	67

FORWARD LOOKING STATEMENTS

This Annual Report may contain forward looking statements. Such statements are only predictions, based on certain assumptions and involve known and unknown risks, uncertainties, and other factors, many of which are beyond the Company’s control. Actual events or results may differ materially from the events or results expected or implied in any forward-looking statement. The inclusion of such statements should not be regarded as a representation, warranty, or prediction with respect to the accuracy of the underlying assumptions or that any forward-looking statements will be or are likely to be fulfilled. The Company undertakes no obligation to update any forward-looking statement to reflect events or circumstances after the date of this document (subject to securities exchange disclosure requirements). The information in this document does not consider the objectives, financial situation or needs of any person. Nothing contained in this document constitutes investment, legal, tax, or other advice.

CHAIRMAN'S REPORT

Dear Shareholders,

On behalf of your Board of Directors, I am pleased to present the 2024 Annual Report and recap on the progress that Boab Metals Limited has made over the past financial year at our flagship Sorby Hills Lead-Silver Project.

Following the completion of our Definitive Feasibility Study at Sorby Hills 2023, our stated objective was to reach a Final Investment Decision on the Project during the 2024 Financial Year. Whilst we are disappointed to have not achieved that objective in the set timeframe, Simon and the team have continued to meaningfully advance the Project.

The completion of Front-End Engineering & Design (FEED) on our process plant, together with a range of other project improvement workstreams completed over the past 12 months, have been encapsulated in the Sorby Hills FEED Study, the results of which materially improve upon those of the Sorby Hills Definitive Feasibility Study (DFS) and further derisk project execution.

Importantly, we have seen capital costs remain stable and forecast cashflows improve during the initial years of production – both important criteria in the context of enhancing shareholder returns from the Project and attracting project financiers.

Once again, our objective over the coming 12 months will be to reach a fully funded Final Investment Decision at Sorby Hills. The recent option agreement executed with Yuguang to acquire their 25% interest in the Project provides us with a clear runway to present Sorby Hills to project financiers on the basis that it will be 100% owned by Boab Metals. To this end, the Company looks forward to closing out our Offtake negotiations, finalising ongoing approvals workstreams, securing project financing, and subsequently commencing construction at Sorby Hills during the 2025 Financial Year.

The Board is grateful for the patience and support of all shareholders and would like to thank our staff for their hard work during the year.



Gary Comb
Chairman

MANAGING DIRECTOR'S REPORT

Throughout the 2024 financial year, the Boab team has focused on workstreams required to bring about a Final Investment Decision on our 75% owned Sorby Hills Lead-Silver Project located in the east Kimberley Region of Western Australia.

The standout achievement of the year has been the delivery of the Sorby Hills Front-End Engineering and Design (“**FEED**”) Study. Following the Definitive Feasibility Study (“**DFS**”), we identified clear opportunities to optimise and derisk the Project both technically and economically. Over the past year, we have successfully pursued these opportunities in conjunction with completing Front-End Engineering & Design on our Process Plant with GR Engineering Services (“**GRES**”) and delivered a material improvement to the Project.

Key highlights of the FEED study Base Case included:

- upfront Capital Expenditure of A\$264M;
- average C1 Cost of US\$ 0.36/lb payable Lead (including silver credits);
- pre-tax NPV₈ of A\$411M, pre-tax IRR of 37%; and
- average annual EBITDA of A\$126M.

The Base Case metrics were the result of Project updates alone (i.e. excluding any change in macroeconomic assumptions) and delivered an increase of +A\$73M Net Cash Flow and +A\$41M NPV₈ compared to the DFS. Importantly, the net change to pre-production Capital Expenditure was limited compared to the DFS and project pre-tax cash flows over the initial 5 years of production have improved by +A\$150M providing a stronger profile to support debt financing.

Our decision to present our base case scenario using the same macroeconomic assumptions as the DFS was important to demonstrate the material impact of project enhancements alone. Assuming spot metal prices and exchange rates at the time of release results in a pre-tax NPV₈ of A\$596M, pre-tax IRR of 47% and average annual EBITDA of A\$160M demonstrating the Project's leverage to metal prices including silver.

In the first half of the year, we completed our Phase VII drilling program at Sorby Hills. In addition to recovering samples for additional metallurgical testwork that resulted in improved lead recoveries for the Norton Deposit, the program delivered an exciting intersection of mineralisation in the first and only hole drilled at the Keep Seismic Target located 2km south of the existing Sorby Hills deposits. Accordingly, we have followed up this result with an additional four drill holes as part of our ongoing Phase VIII drill program.

With respect to progress toward a Final Investment Decision, negotiation with shortlisted Offtakers for the Sorby Hills concentrate continues to advance and the process of re-engaging with project financiers off the back of the FEED Study is well underway with the completion of an updated Independent Technical Review of the Project. Furthermore, the Company continues to work diligently through Environmental approval amendments required as a result of the increase in Project size and scope.

Boab's proud support of the local community continued throughout the period with our ongoing sponsorship of the renowned Ord Valley Muster held in May 2024.

MANAGING DIRECTOR'S REPORT

I'd like to take this opportunity to acknowledge all of our staff and their families for their continued hard work. I would like to also extend my appreciation to my fellow Board members for their invaluable guidance over the 2024 financial year.

Lastly, a big thank you to our shareholders, both new and old, for their confidence in Boab Metals. We look forward to rewarding your support over the coming year.



Simon Noon
Managing Director & CEO

REVIEW OF OPERATIONS

OVERVIEW

During the Financial Year to 30 June 2024, Boab Metals Ltd (“**Boab**”) has continued to focus on reaching a Final Investment Decision at its 75% owned Sorby Hills Project (“**Sorby Hills**” or “the **Project**”), located within the Kimberley Region of Western Australia. Sorby Hills is the largest undeveloped, near-surface Lead-Silver-Zinc deposit in Australia.

The year was highlighted by the completion of the **Sorby Hills Front-End Engineering and Design (“FEED”) Study**¹. Key results for the FEED Study included:

- Project updates (excluding any change in macroeconomic assumptions) delivering an increase of +A\$73M Net Cash Flow and +A\$41M NPV_s compared to the January 2023 Sorby Hills Definitive Feasibility Study (“**DFS**”).
- Importantly, the net change to pre-production Capital Expenditure is limited compared to the DFS and project pre-tax cash flows over the initial 5 years of production have improved by +A\$150M providing a stronger profile to support debt financing.
- Key Project Metrics include upfront Capital Expenditure of A\$264M and an average C1 Cost of US\$ 0.36/lb payable Lead (including silver credits).
- Assuming spot pricing for Lead, Silver, Exchange Rate and current Benchmark Lead Treatment and Silver Refining Charges at the time of the study’s release resulted in an NPV_s of A\$596M, pre-tax IRR of 47% and average annual EBITDA of A\$160M.

Key Project updates incorporated into the FEED Study included:

- Updated post FEED pricing for the Process Plant EPC Contract provided by GR Engineering Service (“**GRES**”).
- Updated mining schedule bringing forward mining of the high-grade Norton Deposit.
- Updated metal recovery and concentrate grades for the Norton Deposit based on new metallurgical testwork on core recovered during the Phase VII drilling program.
- Updated pricing for the Mining and Earthworks Contracts provided on a bundled basis and based on the optimised site layout and mining schedule.
- Updated tailings strategy with above-ground tailings disposal being employed for the Life of Mine as opposed to in-pit deposition previously adopted in the DFS

Results from the Phase VII Drilling Program² at Sorby Hills were received during the Financial Year. Highlights from the program included:

- SHSD_171: 11.05m @ 17.63% PbEq (10.98% Pb & 189 g/t Ag) from 81.95m
- SHSD_174: 11.60m @ 20.23% PbEq (8.78%Pb & 325 g/t Ag) from 74.40m
- Assays confirmed a significant Intercept of 9.55m @ 5.1% PbEq from 243m from the first drill hole completed at the Keep Seismic Target, located approximately 2km from the existing Sorby Hills Reserves.

¹ ASX Release 6 June 2024

² ASX Release 8 November 2023

REVIEW OF OPERATIONS

SORBY HILLS FEED STUDY

Project Summary

Sorby Hills is the largest undeveloped, near-surface Lead-Silver-Zinc deposit in Australia. The Project comprises granted mining leases covering six known Lead-Silver-Zinc deposits in the Kimberley Region of Western Australia, 50km northeast of Kununurra and 90km east of Wyndham Port (Figure 1). Boab holds a 75% interest in the Project. Boab's Joint Venture partner in the Project is Henan Yuguang Gold & Lead Co. Ltd, China's largest Lead smelters and silver producer.

On 19 January 2023, Boab released a DFS for the Project³. Over the initial 8.5-year processing period contemplated by the DFS, 18.3Mt of ore was proposed to be mined and processed through the Sorby Hills process plant to deliver an average 103ktpa of concentrate containing 64ktpa of payable lead and 2Mozpa of payable silver to generate a pre-tax NPV₈ of A\$370M and IRR of 35%. The DFS economics were underpinned by Ore Reserves of 15.2Mt at 3.5% Pb and 39g/t Ag, and a large, well-defined Mineral Resource of 47.3Mt at 3.1% Pb, 35g/t Ag and 0.4% Zn⁴.

The FEED Study released by the Company on 6 June 2024 augments and enhances the Sorby Hills DFS via various specific updates to the Project.

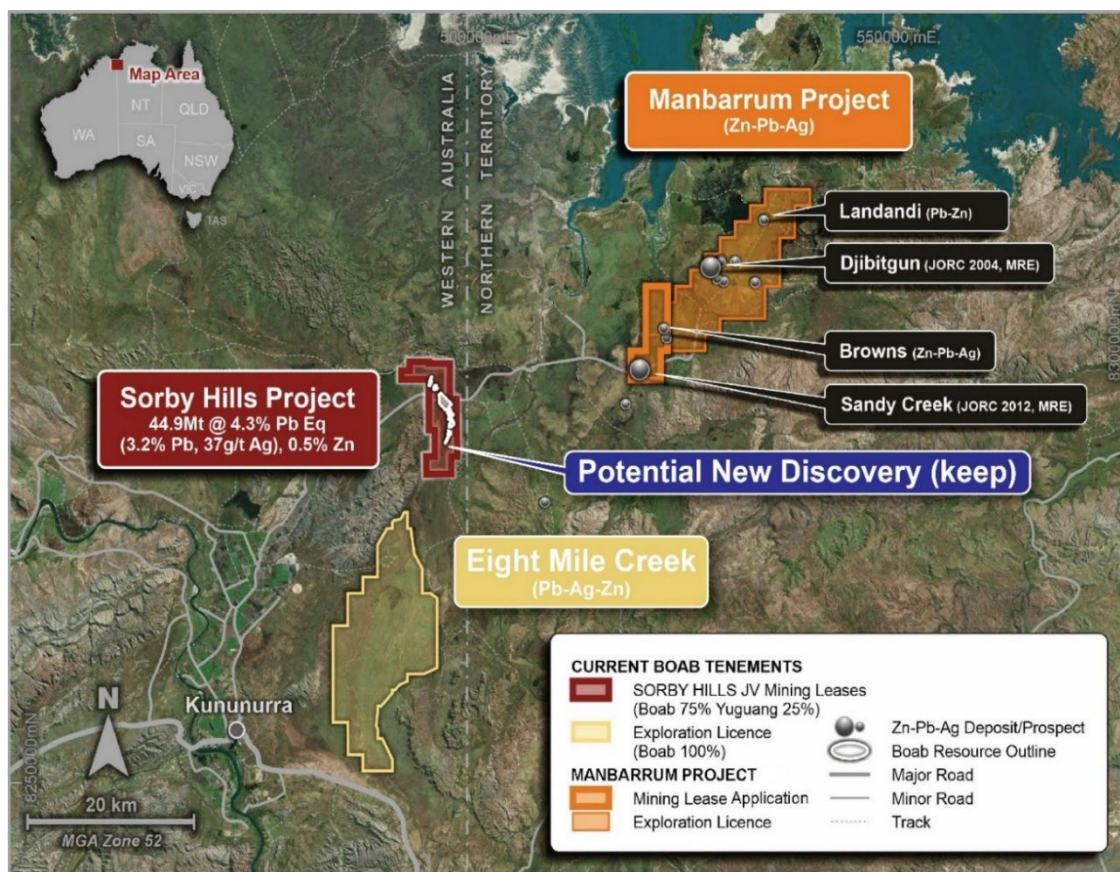


Figure 1: Location of the Sorby Hills Project with respect to Boab's other 100% owned Lead-Silver-Zinc exploration assets in the region.

³ ASX Release 19 January 2023

⁴ ASX Release 17 December 2021

REVIEW OF OPERATIONS

FEED Study Results Summary

A high-level comparison of the DFS and FEED Study base case results and the impact of adopting current macroeconomics (“**Spot Case**”) is shown in (Table 1).

Table 1: Comparison of FEED Study Result with the DFS

Item	Unit	DFS	FEED	Variance	“Spot Case”
Macroeconomics	Pb = US\$2,253/t, Ag = US\$27.4/oz; A\$:US = \$0.68, Pb TC = US\$125/t conc., Ag RC = US\$1.25/oz paid				See Footnote ⁵
Mining Inventory	18.3 Mt at 3.4% Lead and 39g/t Silver				
Recovered Lead	kt	571	575	1%	575
Recovered Silver	Moz	18.6	18.6	(0%)	18.6
Upfront Capital Cost	A\$M	245	264	8%	264
C1 Cost (incl. credits)	US\$/lb Pb	0.39	0.36	(8%)	0.25
Net Cash Flow	A\$M	705	778	10%	1,067
LOM Average EBITDA	A\$M	119	126	5%	160
Pre-Tax NPV₈	A\$M	370	411	11%	596
Pre-Tax IRR	%	35%	37%	3%	47%

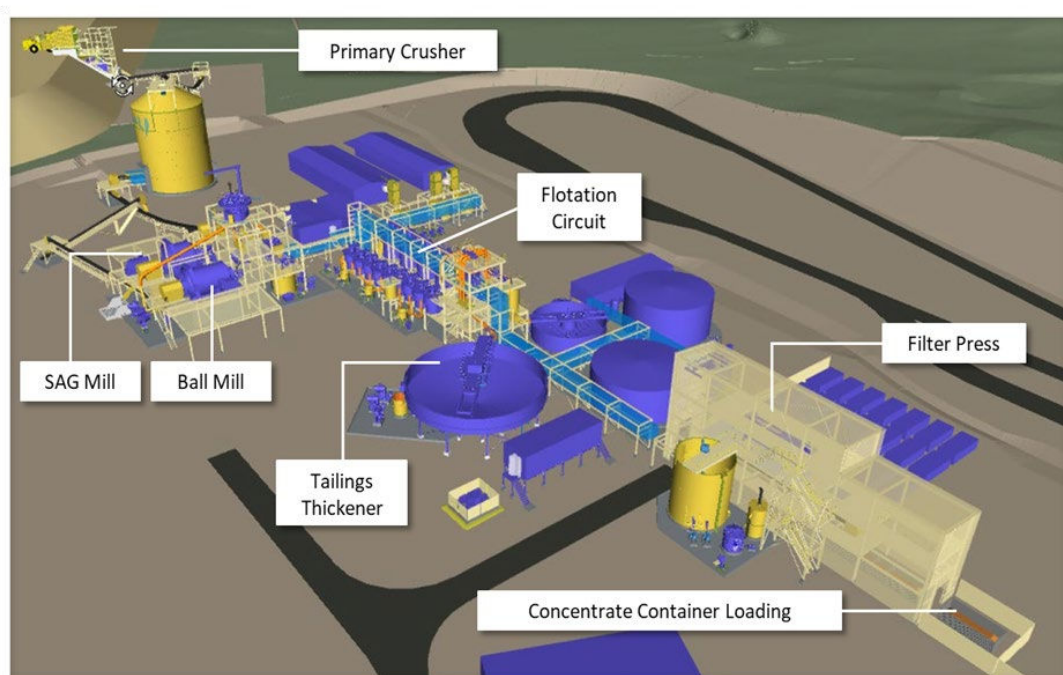


Figure 2: 3D Model of the Sorby Hills Process Plant produced by GRES during FEED.

⁵ Based on spot prices as at 28 May 2024: US\$2,344/t Lead, US\$32.1/oz Silver, A\$:US\$0.66, Benchmark Lead Treatment Charge of US\$98/t and Silver Refining Charge of US\$0.95/oz

REVIEW OF OPERATIONS

Operating Cost Summary

The DFS forecast a C1 unit operating cost of US\$0.39/lb payable lead including silver credits. An independent review by CRU Global confirmed Sorby Hills as a 1st quartile lead producer on an ex-works (i.e. excluding credits and selling costs)⁶.

Through a combination of operational optimisations including updated mining contract pricing and enhanced recoveries at Norton, the FEED study delivered unit operating costs of US\$0.36/lb payable lead (Table 2). Key Operation improvements included:

- Reversion to a wholly above ground tailings storage facility relaxing the need for the lower grade Omega South deposit to be mined earlier in the schedule for the purpose of providing an in-pit tailings depository.
- Updated mining schedule bringing forward the mining of the high-grade Norton Deposit.
- Updated Tendered Pricing for the Mining Contract on the basis on bundling it with the Bulk Earthworks Contract;
- Improved metallurgical recoveries for lead in fresh ore at the Norton Deposit based on new testwork undertaken on samples collected during the Phase VII drilling program.
- Concessional Loading allowing Boab to transport approximately 20% more concentrate per road train making for a more efficient logistics chains.

Table 2: Operating Cost Summary

Operating Costs	FEED Study			DFS	Variance
Unit	A\$M	A\$/t	US\$/lb paid Pb	US\$/lb paid Pb	%
Logistics	117	6.40	0.07	0.07	(4%)
Mining	547	29.96	0.31	0.34	(8%)
Processing	388	21.27	0.22	0.22	(1%)
G&A	88	4.80	0.05	0.05	(1%)
Lead Treatment	160	8.76	0.09	0.09	-
C1 Costs (ex. Credits)	1,300	71.19	0.74	0.77	(5%)
Net Silver Credits	(661)	(36.21)	(0.37)	(0.38)	(1%)
C1 Costs	639	34.98	0.36	0.39	(8%)
Royalties	95	5.20	0.05	0.05	-
Sustaining Capital	26	1.45	0.01	0.03	(52%)
AISC	760	41.63	0.43	0.48	(10%)

⁶ ASX Release 6 November 2023

REVIEW OF OPERATIONS

Capital Cost Summary

The DFS estimated a pre-production capital cost of A\$245M. The FEED Study resulted in a modest increase in the pre-production capital cost to A\$264M but a reduction in the Life Of Mine capital cost (Table 3). Key Capital cost changes included:

- Pricing for the process plant EPC contract in the DFS was A\$130.6M based on tenders received at the time. Following the conclusion of FEED, the EPC contract has been repriced by GRES at A\$134.9M representing a 3% increase over the DFS pricing.
- Bundling the Earthwork Contract with the Mining Contract resulted in significant savings, particularly in respect to the construction and management of haul roads.
- A Heads of Agreement⁷ was executed on 19 July, 2023 between Sorby Management Pty Ltd and the Shire of Wyndham and East Kimberley for the construction and long-term lease of a new 180-person accommodation Facility located in Kununurra.

For the purpose of the FEED Study, provision was made to fully refurbish and upgrade the second-hand camp previously purchased by Boab in order to house the workforce during the construction and operations phase of the Project.

- Additional capital provisions were made for owner's spares (+A\$3.0M). Upfront Capital Contingency has increased from A\$20.9M to A\$22.7M.

Table 3: Capital Cost Summary

Capital Costs	FEED Study			DFS	Variance
	Pre-Production	Sustaining	Total		
Unit Cost	A\$M	A\$M	A\$M	A\$M	A\$M
EPC Contract	134.9	-	134.9	130.5	4.3
Site Est./Bulk Earthworks	31.9	4.9	36.9	54.5	(17.6)
Water Management	8.1	11.7	19.8	24.8	(5.0)
Accommodation Village	11.5	-	11.5	4.1	7.4
Other Infrastructure	8.5	0.6	9.1	10.1	(1.0)
Owners Costs	32.0	-	32.0	31.0	0.9
Contingency	22.7	-	22.7	20.9	1.8
Pre-Production Opex	15.0	-	15.0	14.6	0.4
Closure Costs	-	9.3	9.3	9.3	-
Total Capital Expenditure	264.5	26.5	290.9	299.8	(8.8)

PHASE VII DRILLING PROGRAM

The Phase VII drilling program was conducted at Sorby Hills during the first half of the Financial Year and concluded with the completion of 22 drill holes for 2,634 (an additional 24% of metres than originally planned). Of the total program, 1,433 m across 13 holes were drilled for a metallurgical purpose with another 1,200m across 9 holes drilled for Resource/Reserve expansion and exploratory objectives (Figure 5).

⁷ ASX Release 19 July 2023

REVIEW OF OPERATIONS



Figure 3 (above) and Figure 4 (below) - Phase VII drilling at Sorby Hills Project



REVIEW OF OPERATIONS

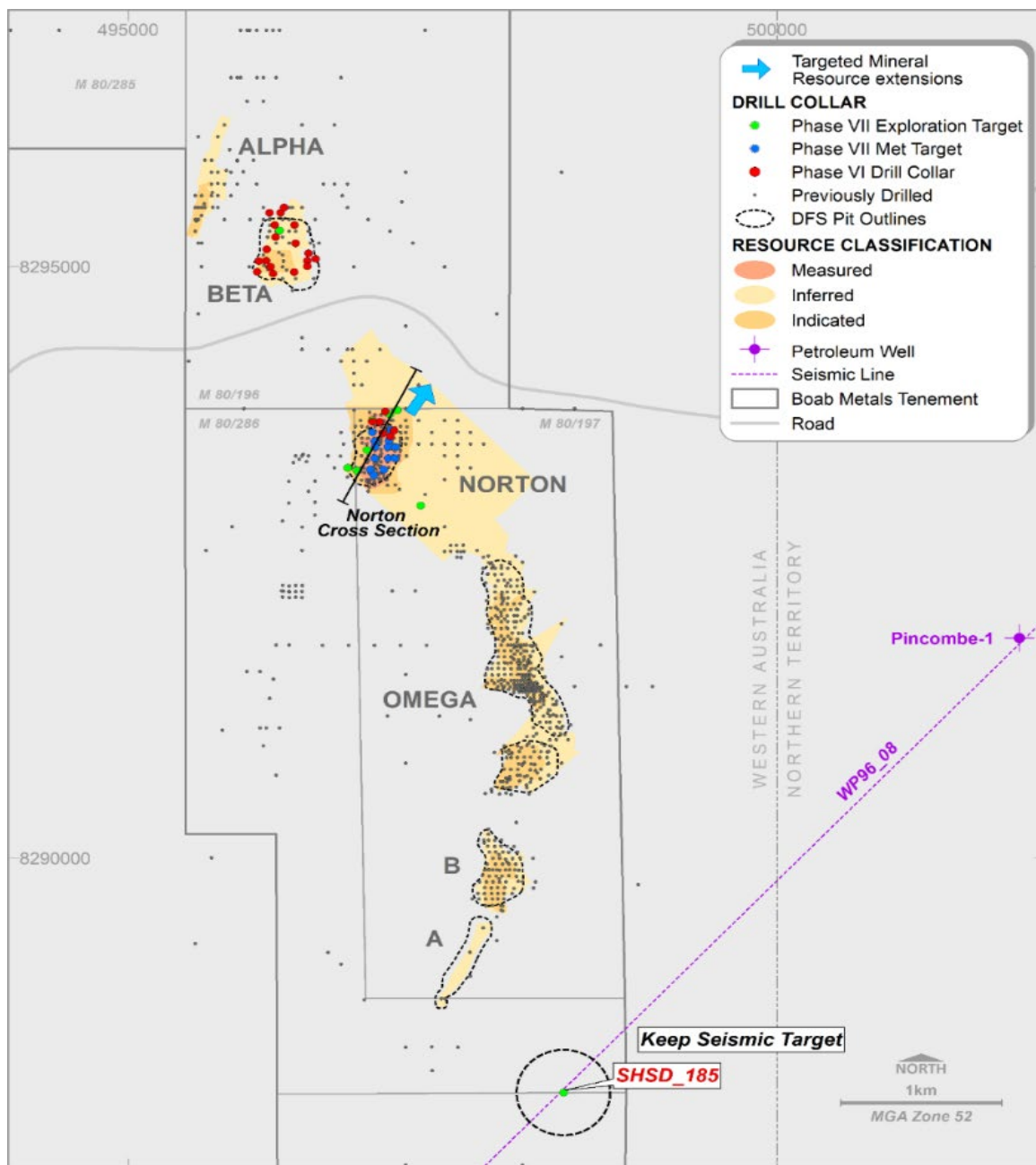


Figure 5: Plan view of the Sorby Hills Project showing the locations of completed drill holes for Phase VII with respect to previous drilling, the Mineral Resource and the proposed Sorby Hills open pit outlines.

A highlight of the Phase VII program included a significant intercept from the maiden hole drilled at the Keep Seismic Target located ~2km from the existing Sorby Hills Reserves. As announced in August 2023, the interpretation of seismic data from petroleum exploration across the Burt Range Sub-Basin resulted in a conceptual drill target – the Keep Seismic Target.

REVIEW OF OPERATIONS

SHSD_185 was aimed at testing the potential for a mineralised feeder fault system, which can be seen in the seismic data, and the potential for stratiform mineralisation at the Knox Formation/Sorby Dolomite interface (Figure 6). Assay results confirmed the significance of the observed mineralisation:

- SHSD_185: 9.55m @ 5.10% PbEq (2.59% Pb & 2.26% Zn) from 242.55m (Incl. 3.12m @ 13.43% PbEq (6.37% Pb & 6.36% Zn) and 26.5 g/t Ag from 245.36m.)

The Company is of the view that the initial analytical and geological results at the Keep Seismic Target are a major exploration success proving up concept but most importantly the potential of several kilometres of thick sedimentary rocks of the Burt Range Basin to be the source of significantly more base metal mineralisation.

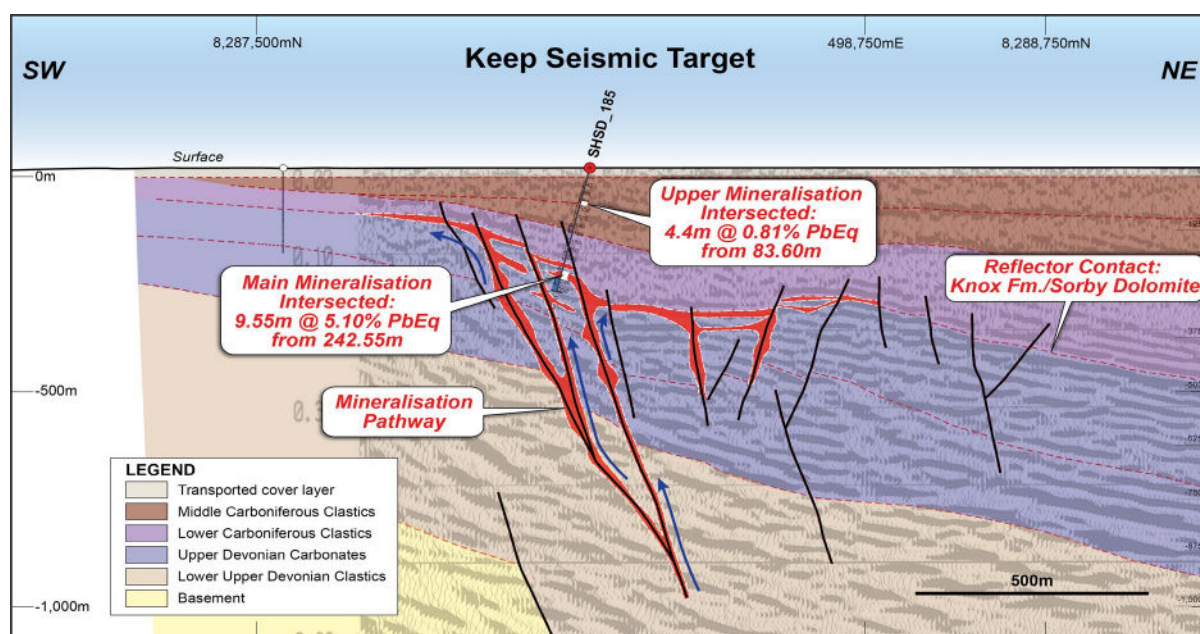


Figure 6: Sectional view and geological interpretation of seismic line WP_96-08 overlain with assay results from SHSD_185.

Metallurgical portion of the program was underpinned by the prospect of spatially restricting or revising upwards the recovery factors of ore from Norton and to provide additional core upon which further test work can be undertaken. The ore grade intervals encountered testified to the robustness of the Norton mineralisation with its clean low-iron and high silver values within the mineralisation envelope.

Flotation variability tests from undertaken on drill core samples collected from the Phase VII program delivered a 5% increase in Norton Deposit lead recovery from 78% to 83% and confirmed silver recovery at 78%, together with an improvement in concentrate grade from 56.9% Pb to 59.5% Pb⁸. The improved metallurgical results were incorporated into FEED Study.

APPROVALS

The Project has previously received clearance under the Environmental Protection and Biodiversity Conservation Act ('EPBC') act in 2013. However, given the increased scale the Company deemed it prudent to seek reconfirmation.

⁸ ASX Release 22nd May 2024

REVIEW OF OPERATIONS

In a request for further information received during the December quarter, the Department of Climate Change, Energy, the Environment and Water ('**DCCEEW**') confirmed the project is now considered a "controlled action" under the EPBC act, however, can be assessed with only preliminary documentation required. The Company secured the services of a specialist consultant to commence surveying in the March quarter.

OFFTAKE AND PROJECT FINANCE

The Company has held positive discussions with Offtakers dating back prior to the DFS and during the Financial Year continued to negotiate terms with short-listed parties.

It is proposed that the Project will be funded via a combination of debt and equity contributed by the Sorby Hills Joint Venture partners in proportion to their interest in the Joint Venture. Assessment of the debt-carrying capacity of the Project based on indicative commercial bank project financing terms and the FEED Study project cashflows demonstrate that the Project can support up to 60% gearing at a Debt Service Coverage Ratios typical of those required to support project financing. Following release of the FEED Study, the Company finalised an update of the Independent Technical Review required by financiers to assess the Project.

CORPORATE ACTIVITIES

Completion of Placement and Fully Underwritten Entitlement Offer

On 3 May 2024, the company announced a fully underwritten A\$5.0 million capital raising at A\$0.10/share to progress the Sorby Hills Project. The capital raise comprised:

- A\$1.7M share placement to institutional investors; and
- A\$3.3M Non-Renounceable Entitlement Offer to eligible shareholders.

Pursuant to the capital raising, 49,932,336 new shares were issued to new and existing shareholders. Boab's Board all participated in the entitlement offer. Funds raised will be used to finalise workstreams required to support project financing, advance an exploration drilling campaign during the coming dry season, ramp up the Sorby Hills project team and early site establishment works.

At-the-market (ATM) Facility

On 22 December 2023, the Company established an At-the-market subscription with Acuity Capital. The ATM provides Boab with up to \$5,000,000 of standby equity capital over the 38-month period to 31 January 2027. As security for the ATM, the Company placed 9,000,000 fully paid ordinary BML shares from its LR7.1 capacity at nil cash consideration to Acuity Capital.

During May 2024, the ATM Facility was activated and used to raise \$185,000 (inclusive of costs) through the set-off of 1,230,000 Company collateral shares previously issued to Acuity Capital). The Set-off Shares had a deemed price of \$0.15 per share, being a premium of 6.3% to the Company's 15 trading day volume weighted average Share price of \$0.1411 to 30 April 2024 (inclusive).

REVIEW OF OPERATIONS

COMPLIANCE STATEMENTS

The Australasian Code for Reporting of Exploration Results, Mineral Resources and Ore Reserves (the ‘**JORC Code**’) sets out minimum standards, recommendations and guidelines for Public Reporting in Australasia of Exploration Results, Mineral Resources and Ore Reserves.

Information included in this activities report relating to Exploration Results has been extracted from the ASX Announcements titled “Significant Intercepts at Sorby Hills” dated 8 November 2023. Information included in this report relating to Mineral Resources has been extracted from the Mineral Resource Estimate dated 17 December 2021. Information included in this report relating to Ore Reserves, Production Targets and Financial Forecasts has been extracted from the Sorby Hills Definitive Feasibility Study and FEED Study and dated 19 January 2023 and 6 June 2024 respectively.

In each case, the respective announcements are available to view at www.boabmetals.com.au and the Company confirms that it is not aware of any new information or data that materially affects the information included and that all material assumptions and technical parameters underpinning the estimates, production targets and financial forecasts continue to apply and have not materially changed. The Company further confirms that the form and context in which the Competent Person’s findings are presented have not been materially modified.

DIRECTORS' REPORT

FINANCIAL AND OPERATING REVIEW

FINANCIAL REVIEW

The Group began the financial year with a cash reserve of \$4,578,654. During the year, total exploration expenditure incurred by the Group amounted to \$1,771,174 (2023: \$4,185,218). In line with the Group's accounting policies, all exploration expenditure incurred in the ordinary course of operations was expensed. The result for the year was an operating loss after income tax of \$3,321,974 (2023: \$5,917,433). As at 30 June 2024, available cash funds totalled \$5,663,582 (2023: \$4,578,654).

OPERATING RESULTS

Summarised operating results for the year are as follows:

	2024	
	Revenues	Results
	\$	\$
<u>Geographic Segments</u>		
<i>Australia</i>		
Revenues and (loss) from ordinary activities before income tax expense	237,784	(3,316,658)
<i>Colombia</i>		
Revenues and profit from ordinary activities before income tax expense	-	(5,316)
Revenue/(Loss before income tax)	<u>237,784</u>	<u>(3,321,974)</u>
<u>Shareholder Returns</u>	2024	2023
Basic Loss per share (cents per share)	(1.80)	(3.58)

SIGNIFICANT CHANGES IN THE STATE OF AFFAIRS

During the year there were no significant changes in the state of affairs of the Group other than as disclosed in this report.

DIRECTORS' REPORT

MATTERS SUBSEQUENT TO THE END OF THE FINANCIAL YEAR

Subsequent to the financial year end, Boab executed an option agreement with joint venture partner Henan Yuguang Gold & Lead Co. Ltd (“Yuguang”) to acquire their 25% interest Sorby Hills Lead-Silver-Zinc Project.

Terms of the Agreement included:

- 12-month option for Boab to acquire Yuguang’s 25% interest in Sorby Hills, increasing Boab’s current 75% interest in the Project to 100%.
- During the option period, Boab will carry Yuguang’s joint venture expenses and in turn, will have full control over joint venture budgets and work programs.
- Should the option be exercised, Boab will pay Yuguang:
 - Tranche 1: A\$12.5M upon exercise of the option and the concurrent acquisition of Yuguang’s 25% Joint Venture interest;
 - Tranche 2: A\$5.5M payable no later than 12 months from the commencement of concentrate production at Sorby Hills; and
 - Tranche 3: A\$5.0M payable no later than 18 months from the commencement of concentrate production at Sorby Hills.

The ability to exercise the option is subject to Boab reaching a Final Investment Decision (FID) on the Sorby Hills Project within the next 12 months.

The agreement provides Boab with the opportunity to present the Project to potential offtakers and project financiers on the on the basis of having the option to acquire 100% ownership of the Project and the Sorby Hills concentrate.

There were no other matters subsequent to the end of the financial year that materially affected the financial accounts and required separate disclosure.

LIKELY DEVELOPMENTS AND EXPECTED RESULTS

The Group will continue exploration and development activities and to assess commercial opportunities for corporate growth, including the acquisition of interests in projects, as they arise. Due to the unpredictable nature of these opportunities, developments may occur at short notice.

ENVIRONMENTAL REGULATION AND PERFORMANCE

The Group is subject to substantial environmental regulation regarding its exploration activities. The Group endeavours to maintain an appropriate standard of environmental care through awareness of, and compliance with, new and existing environmental legislation. The Directors are not aware of any breach of environmental legislation for the year under review.

RISK MANAGEMENT

The Board is responsible for ensuring that risks and opportunities are identified on a timely basis and that activities are aligned with these. At this stage of the Company’s development the Board has not established a separate risk management committee under the belief that it is crucial for all Board members to be a part of this process.

DIRECTORS' REPORT

RISK MANAGEMENT (CONTINUED)

The Board has several mechanisms in place to ensure that managements' objectives are aligned with Board identified risks. Mechanisms include board approval of a strategic plan (designed to meet stakeholders' needs and reduce business risk), and Board approved operating plans and budgets (with progress monitored by the Board).

Financial Risks

The Group's activities expose it to a variety of financial risks: market risk (including foreign currency risk, price risk and interest rate risk), credit risk and liquidity risk. The Group's overall risk management program focuses on the unpredictability of financial markets and seeks to minimise potential adverse effects on the financial performance of the Group.

Various methods are used to measure risks to which the Group is exposed, including sensitivity analysis for interest rate, foreign exchange and other price risks, and ageing analysis for credit risk. Risk management is carried out by the accounting team under Board approved policies covering identification and analysis of risk exposure, risk limits, and appropriate procedures and controls. Reporting is provided to the Board.

Environmental Risks

The Company's operations and activities are subject to the environmental laws of Australia and any other places the Company may conduct business. As with most exploration projects, the Company's operations and activities are expected to have an impact on the environment, particularly if advanced exploration or mine development proceeds. The Company attempts to conduct its operations and activities to the highest standard of environmental obligation, including compliance with all environmental laws and regulations.

Further, the Company is unable to predict the effect of additional environmental laws and regulations which may be adopted in the future, including whether any such laws or regulations would materially increase the Company's cost of doing business or affect its operations in any area. There can be no assurances that new environmental laws, regulations or stricter enforcement policies, once implemented, will not oblige the Company to incur expenses and undertake investments which could have a material adverse effect on the Company's operations, financial position and performance.

Regulatory Social Licence Risks

Exploration and prospective production are dependent upon the granting and maintenance of appropriate licences, permits and regulatory consents and authorisations, which may not be granted or may be withdrawn or by made subject to limitations at the discretion of government or regulatory authorities. Although the authorisations may be renewed following expiry or grant (as the case may be), there can be no assurance that such authorisations will be continued, renewed or granted, or as to the terms of renewals or grants. If the Company cannot obtain or retain the appropriate authorisations or there is a material delay in obtaining or renewing them or they are granted subject to onerous conditions, then the Company's ability to conduct its exploration or development operations may be affected.

DIRECTORS' REPORT

RISK MANAGEMENT (CONTINUED)

Corporate Governance Risks

The Directors support and adhere to the principles of corporate governance in order to mitigate and safeguard any potential risks in this area, recognising the need for the highest standard of corporate behaviour and accountability. The Directors are focused on fulfilling their responsibilities individually, and as a Board, for the benefit of all Company stakeholders. That involves recognition of, and a need to adopt, principles of good corporate governance. The Board supports the guidelines on the 'Principles of Good Corporate Governance and Recommendations – 4th Edition' established by the ASX Corporate Governance Council. Given the size and structure of the Group, the nature of its business activities, the stage of its development and the cost of strict and detailed compliance with all of the recommendations, it has adopted a range of modified systems, procedures and practices which enable it to meet the principles of good corporate governance. The Groups' practices are consistent with the guidelines and where these do not directly relate to the recommendations in the guidelines the Group considers that its adopted practices are appropriate. Corporate Governance policies can be found on the Company website.

INSURANCE OF DIRECTORS AND OFFICERS

During the financial year, the Group has paid an insurance premium in respect of a Directors' and Officers' Liability insurance contract. The insurance premium relates to liabilities that may arise from an officer's position, except for conduct involving a wilful breach of duty or improper use of information or position to gain personal advantage. The contract of insurance prohibits the disclosure of the nature of the liabilities and the amount of premium.

DIRECTORS MEETINGS

The following table sets out the number of directors' meetings held during the financial year and the number of meetings attended by each director while they held the position. During the financial year, 7 board meetings were held (2023: 6).

Directors	Board of Directors	
	Eligible	Attended
Gary Comb	7	7
Simon Noon	7	7
Richard Monti	7	7
Andrew Parker	7	7

DIRECTORS' REPORT

INFORMATION ON DIRECTORS

GARY COMB *BE(Mech), BSc, Dip Ed.*

Chairman

Gary was appointed 9 March 2020. Gary is an engineer with over 30 years' experience in the Australian mining industry, with a strong track record in successfully commissioning and operating base metal mines. He was Chairman of Flinders Resources Limited from 2013 until its takeover in 2018. Mr Comb was previously the Managing Director of Jabiru Metals Limited and the CEO of BGC Contracting Pty Ltd.

Interests in Shares, Options and Performance Rights

801,709 Ordinary Shares.

600,000 Class "B" Unlisted Performance Rights

800,000 Class "C" Unlisted Performance Rights

Other Directorships in Listed Entities in the past three years

Cyprium Metals Limited.

SIMON NOON *MAICD, FAIM*

Managing Director & CEO

Simon was appointed 19 October 2013. Simon is an experienced mining executive having spent the past 15 years managing Public Resources Companies. Simon has a strong background in strategic management, business planning, finance and capital raising across a variety of commodities.

Simon's experience includes managing Groote Resources Ltd from a Market Cap under \$10M to market highs in excess of \$200M. After leaving Groote, Simon co-founded West Rock Resources Ltd where he held the position of Managing Director until the company was acquired by Boab Metals Ltd in 2013. As Managing Director of West Rock, Simon secured and operated joint ventures and strategic alliances with mid and top tier miners.

Since his appointment in 2013, Simon has managed the Company's exploration and evaluation of a range of projects across Australia and South America. Most notably, Simon led the Company's transformative acquisition of Sorby Hills in Western Australia in 2018.

Over the past 6 years, Simon has overseen the rapid development of Sorby Hills including a 50% increase in the size of the Mineral Resource and the delivery of a high-quality Pre-Feasibility Study and Definitive Study detailing the Project's low risk and robust economics.

Simon is a passionate member of the WA resources industry, a member of the Australian Institute of Company Directors and an Associate Fellow of the Australian Institute of Management.

Interests in Shares, Options and Performance Rights

2,783,787 Ordinary Shares

2,000,000 Class "B" Unlisted Performance Rights

2,400,000 Class "C" Unlisted Performance Rights

Other Directorships in Listed Entities in the past three Years - Nil

DIRECTORS' REPORT

INFORMATION ON DIRECTORS (CONTINUED)

RICHARD MONTI

BSc (Hons), Grad Dip AppFin., MAusIMM

Non-Executive Director

Richard was appointed 12 October 2009 and resigned as Non-Executive Chairman on 6 March 2020, from this date Richard assumed the role of Non-Executive Director. Richard is a geologist with a successful career of over thirty years in the international mineral resource industry resulting in broad industry knowledge and strong strategic planning capabilities. Richard has over sixty-three director-years' experience on sixteen ASX and TSX listed mining and exploration companies from micro-caps through to mid-size miners and has built and managed teams of up to seventy personnel. Richard was principal of a corporate advisory firm, Ventnor Capital, from 2005 to 2010 and is currently principal of Terracognita which supplies advice to resource industry companies.

Interests in Shares, Options and Performance Rights

1,655,872 Ordinary Shares.

400,000 Class "B" Unlisted Performance Rights

500,000 Class "C" Unlisted Performance Rights

Other Directorships in Listed Entities in the past three years

Zinc of Ireland NL, Black Dragon Gold, Alto Metals Limited, NickelX Limited and Caravel Minerals Limited.

ANDREW PARKER LLB

Non-Executive Director

Andrew was appointed on 12 October 2009, and holds a law degree from the University of Western Australia and has significant experience in the exploration and mining industry and a wealth of expertise in corporate advisory, strategic consultancy, and capital raisings. Before joining Boab, he co-founded Trident Capital Pty Ltd, a corporate advisory and venture capital firm where he held the position of Managing Director until 2008. Andrew is also the Non-Executive Chairman of ASX listed Widgie Nickel Limited.

Interests in Shares, Options and Performance Rights

529,186 Ordinary Shares.

400,000 Class "B" Unlisted Performance Rights

500,000 Class "C" Unlisted Performance Rights

Other Directorships in Listed Entities in the past three years

WIN Metals Limited (formally Widgie Nickel Limited).

JERRY MONZU FGIA, CPA, Bbus

Company Secretary

Jerry is a corporate executive with over 25 years' experience in corporate governance, finance and accounting across various industry sectors with Australia and globally, acting as Company Secretary, Chief Financial Officer and Non-Executive Director of several private and listed ASX, JSE and AIM companies throughout his career.

DIRECTORS' REPORT

REMUNERATION REPORT - AUDITED

Our remuneration report is set out under the following main headings:

PRINCIPLES USED TO DETERMINE THE NATURE AND AMOUNT OF REMUNERATION;
DETAILS OF REMUNERATION;
SERVICE AGREEMENTS;
SHARE-BASED COMPENSATION; and
ADDITIONAL INFORMATION.

The information provided under headings A-E includes disclosures that are required under Accounting Standard AASB 124 *Related Party Disclosures*. These disclosures have been transferred from the financial report and have been audited.

A. PRINCIPLES USED TO DETERMINE THE NATURE AND AMOUNT OF REMUNERATION

Remuneration Policy

The remuneration policy of the Group aligns Directors and Executives with shareholder and business objectives by providing a fixed remuneration component and offering specific long-term incentives based on key performance areas affecting the Group's financial results. The Board believes the policy is appropriate and effective in its ability to attract and retain high calibre Executives and Directors.

The Board's policy for determining the nature and amount of remuneration for Directors and Executives of the Group is as follows:

- All Executives receive a base salary (based on factors such as experience) plus statutory superannuation.
- The Board reviews Executive packages with reference to the Group's performance, Executive performance and information from relevant industry sectors and comparable listed companies. Independent external advice is sought where required.
- The Board may exercise discretion in relation to approving incentives, bonuses, and the issue of options.
- All remuneration paid to Directors and Executives is valued at the cost to the Group and expensed.

The maximum aggregate amount of fees that can be paid to Non-Executive Directors is subject to approval by shareholders at the Annual General Meeting (currently \$300,000). Director fees are not linked to the performance of the Group however, to align Director and shareholder interests, the Directors are encouraged to hold Company shares.

Performance Based Remuneration

The Group has issued performance rights which form part of the Directors and Executive remuneration packages. These performance rights have various vesting conditions based on market and operational hurdles being met (these hurdles can be found within this report in the section covering Performance Rights).

DIRECTORS' REPORT

REMUNERATION REPORT - AUDITED (CONTINUED)

Group Performance, Shareholder Wealth and Directors' and Executives' Remuneration

The Group's remuneration policy encourages the alignment of personal and shareholder interests through the issue of options to Directors and Executives. The Board believes this policy is effective in increasing shareholder wealth. The Group currently benchmarks remuneration paid against other peer group companies and the Board acts in its capacity as the Remuneration Committee in assessing Executive remuneration. The Company did not use any external remuneration consultants in the financial year.

Voting and comments on the Remuneration Report at the 2023 Annual General Meeting

At the Company's 2023 Annual General Meeting ("AGM"), a resolution to adopt the 2023 remuneration report was put to a vote and passed unanimously on a show of hands with proxies received also indicating majority. 83.66% of validly appointed proxies were in favour of adopting the remuneration report. No comments were made on the remuneration report at the AGM.

B. DETAILS OF REMUNERATION

Details of the remuneration of the Directors and Key Management Personnel as defined in AASB 124 *Related Party Disclosures* of the Group are set out in the following table. Given the size and nature of operations of the Group, no other employees are required to have their remuneration disclosed in accordance with the Corporations Act 2001.

DIRECTORS' REPORT

REMUNERATION REPORT - AUDITED (CONTINUED)

2024 Directors	Salary & Fees	Non- Monetary (1,2)	Super- annuation	Shares issued on achievement of Performance Rights Milestone	Options / Performance Rights	Total	Proportion of remuneration performance related
	\$	\$	\$	\$	\$	\$	%
G. Comb	90,000	-	9,900	-	42,424	142,324	30
S. Noon	320,000	3,163	27,500	-	133,332	483,995	28
R. Monti	43,200	-	4,752	-	27,273	75,225	36
A. Parker	43,200	-	4,752	-	27,273	75,225	36
P.Hewitt ⁽³⁾	219,835	-	23,692	-	(53,584)	189,943	-
Totals	716,235	3,163	70,596	-	176,718	966,712	-

2023 Directors	Salary & Fees	Non- Monetary (1,2)	Super- annuation	Shares issued on achievement of Performance Rights Milestone	Options / Performance Rights	Total	Proportion of remuneration performance related
	\$	\$	\$	\$	\$	\$	%
G. Comb	100,000	-	10,500	21,000	54,730	186,230	41
S. Noon	332,308	9,743	27,500	84,000	190,010	643,561	43
R. Monti	48,000	-	5,040	14,000	35,684	102,724	48
A. Parker	48,000	-	5,040	14,000	35,684	102,724	48
P. Hewitt	98,462	-	10,338	-	53,584	162,384	33
Totals	626,770	9,743	58,418	133,000	369,692	1,197,623	-

¹Relates to the movement in leave provisions for the period.

²(See Note 26).

³ P. Hewitt resigned on 29 February 2024

No retirement benefits are payable post-employment under the Group's executive services agreements.

DIRECTORS' REPORT

REMUNERATION REPORT - AUDITED (CONTINUED)

C. SERVICE AGREEMENTS

Material terms of the Executives service agreements are as follows:

Gary Comb – Chairman

- Remuneration payable of \$100,000 per annum plus statutory superannuation (the director agreed to a 20% reduction on his normal salary for a period of six months, therefore adjusted salary for the financial year was \$90,000);
- The right to participate in the Company's Employee Share Incentive Plan as approved by the Board; and
- The right to resign with no formal resignation period.

Simon Noon - Managing Director

- Remuneration payable of \$320,000 per annum plus statutory superannuation;
- Either party may terminate the agreement without cause on three months' written notice;
- The right to participate in the Company's Employee Share Incentive Plan as approved by the Board; and
- The Managing Director will not be paid a separate Director's fee for service to the Board.

Richard Monti - Non-Executive Director

- Remuneration payable of \$48,000 per annum plus statutory superannuation (the director agreed to a 20% reduction on his normal salary for a period of six months, therefore adjusted salary for the financial year was \$43,200);
- The right to participate in the Company's Employee Share Incentive Plan as approved by the Board; and
- The right to resign with no formal resignation period.

Andrew Parker - Non-Executive Director

- Remuneration payable of \$48,000 per annum plus statutory superannuation (the director agreed to a 20% reduction on his normal salary for a period of six months, therefore adjusted salary for the financial year was \$43,200);
- The right to participate in the Company's Employee Share Incentive Plan as approved by the Board; and
- The right to resign with no formal resignation period.

Note: during part of the 2024 year the Directors resolved to reduce their remuneration to assist the company manage its financial affairs.

DIRECTORS' REPORT

REMUNERATION REPORT - AUDITED (CONTINUED)

D. SHARE-BASED COMPENSATION

During the year no Performance Rights were converted to shares and issued to Directors as an additional compensation (2023: 760,000).

Performance Income as a Proportion of Total Compensation

There were no cash performance based bonuses paid during the year (2023: Nil). In FY23 the Group issued Performance rights Class A, B and C to Key Management Personnel. On 24 January 2023, 760,000 Class "A" Performance Rights converted into Ordinary Shares upon successful completion of the Definitive Feasibility Study.

E. ADDITIONAL INFORMATION

Movements in Shares

Movement in the number of ordinary shares in the Company held (directly, indirectly or beneficially) by each Director and Key Management Personnel, including their related parties, is shown below. There were no shares issued as part of Director remuneration during the year (2023: 760,000).

KMP	Held at 1 July 2023	Movement ⁽¹⁾	Held at 30 June 2024
G Comb	680,237	121,472	801,709
R. Monti	1,404,982	250,890	1,655,872
S. Noon	2,362,000	421,787	2,783,787
A. Parker	449,005	80,181	529,186
P. Hewitt ⁽²⁾	-	-	-
	4,896,224	874,330	5,770,554

KMP	Held at 1 July 2022	Movement ⁽³⁾	Held at 30 June 2023
G. Comb	560,237	120,000	680,237
R. Monti	1,324,982	80,000	1,404,982
S. Noon	1,882,000	480,000	2,362,000
A. Parker	369,005	80,000	449,005
P. Hewitt ⁽²⁾	-	-	-
	4,136,224	760,000	4,896,224

(1) Movement relates to shares issued in relation to KMP participation in the Entitlement Offer announced on 3 May 2024.

(2) Paul Hewitt was appointed to the position of Project Director on 13 March 2023 and resigned on 29 February 2024, no shares were held by Mr Hewitt either directly or beneficially as at the date of this report.

(3) Movement is represented by the conversion of Class "A" Performance Rights. These Performance Rights were approved by Shareholders at the Annual General Meeting of the Company held in October 2022 and converted into Ordinary Shares upon the successful completion of the Definitive Feasibility Study.

DIRECTORS' REPORT

REMUNERATION REPORT - AUDITED (CONTINUED)

Movement in Options

There were no KMP options on issue during the financial year ended 30 June 2024 (2023 : Nil)

Movements in Performance Rights

Movement in the number of Performance Rights in the Company held (directly, indirectly or beneficially) by Directors and Key Management Personnel, including their related parties, during the reporting period is as follows:

KMP	Held at 1 July 2023	Issued during the Period	Cancelled during the period ⁽¹⁾	Converted into Ordinary shares	Held at 30 June 2024	Vested at 30 June 2023
G. Comb	1,400,000	-	-	-	1,400,000	-
R. Monti	900,000	-	-	-	900,000	-
S. Noon	4,400,000	-	-	-	4,400,000	-
A. Parker	900,000	-	-	-	900,000	-
P. Hewitt	700,000	-	(700,000)	-	-	-
	8,300,000	-	(700,000)	-	7,600,000	-

⁽¹⁾ Paul Hewitt was appointed to the position of Project Director on 13 March 2023 and resigned on 29 February 2024, as Mr Hewitt was no longer employed by the Company his performance rights were cancelled in accordance with the terms of the Company's Employee Incentive Plan.

KMP	Held at 1 July 2022	Issued during the Period	Cancelled during the period ⁽¹⁾	Converted into Ordinary shares	Held at 30 June 2023	Vested at 30 June 2023
G. Comb	160,000	1,520,000 ⁽¹⁾	(160,000) ⁽³⁾	(120,000)	1,400,000	-
R. Monti	-	980,000 ⁽¹⁾	-	(80,000)	900,000	-
S. Noon	-	4,880,000 ⁽¹⁾	-	(480,000)	4,400,000	-
A. Parker	-	980,000 ⁽¹⁾	-	(80,000)	900,000	-
P. Hewitt	-	700,000 ⁽²⁾	-	-	700,000	-
	160,000	9,060,000	(160,000)	(760,000)	8,300,000	-

⁽¹⁾ Class A, B and C Performance Rights issued to Directors of the Company with Shareholder Approval obtained at the Annual General Meeting of the Company held on 20 October 2022, these Performance Rights have a zero exercise price, various vesting conditions and convert into 1 Ordinary Share per Performance Right.

⁽²⁾ Paul Hewitt was appointed to the position of Project Director on 13 March 2023, these Performance rights were issued by the Board of the Company under the Company's Employee Incentive Plan Performance Rights, they have non-market vesting conditions a zero exercise price and convert into 1 Ordinary Share per Performance Right.

⁽³⁾ Per the conditions of the new Performance Rights Class A, B and C issued under Shareholder Approval these original class "D" Performance rights were cancelled on 25 October 2022.

⁽⁴⁾ Class "A" Performance Rights converted into Ordinary Shares upon the successful completion of the Definitive Feasibility Study.

DIRECTORS' REPORT

REMUNERATION REPORT - AUDITED (CONTINUED)

Performance Rights

No Performance Rights were granted during the year to Directors and Key Management Personnel (2023: 9,060,000). During the year 700,000 were cancelled and forfeited due to resignation of P. Hewitt.(2023: 160,000) and no Performance rights were converted (2023: 760,000).

Class "B" and "C" Performance Rights will, if not vested, lapse on 25 October, 2027.

Performance rights will be automatically exercisable when the performance hurdle has been achieved. Each performance right which vests will entitle the holder to be issued one share in the Company.

On 22 February 2023, the Company granted 700,000 performance rights to Mr. Paul Hewitt (Project Director) as part of the Employee Securities Incentive Plan (ESIP) as Mr Hewitt resigned from the Company in February 2024 these Performance rights were cancelled in accordance with the terms of the Company's Employee Incentive Plan.

Performance Rights Valuation

	Class B Performance Rights	Class C Performance Rights
Methodology	Monte Carlo	Monte Carlo
Iterations	3,400,000	4,200,000
Grant date	20 October 2022	20 October 2022
Expiry date	25 October 2027	25 October 2027
Share price at grant date (\$)	0.175	0.175
Exercise price (\$)	nil	nil
VWAP hurdle (\$)	0.60	0.70
Risk-free rate (%)	3.701	3.701
Volatility (%)	100	100
Dividend yield (%)	nil	nil
Fair value per right (\$)	0.1532	0.1494

The fair value of the performance rights has been calculated using the Monte Carlo valuation method with key inputs noted above.

DIRECTORS' REPORT

REMUNERATION REPORT - AUDITED (CONTINUED)

Performance Rights Issued to Directors

Security	Recipient	Number	Details	Vesting condition	Exercise price	Expiry date
Class B Performance Rights	Gary Comb	600,000	Performance Rights issued for nil consideration each exercisable into one ordinary share at any time between meeting the vesting condition and the expiry date	Upon achievement of: - The Company successfully securing Project Finance ¹ in an amount not less than \$50 million; or - The VWAP of the Company's shares traded on the ASX is equal to or greater than \$0.60 for 10 consecutive business days	nil	25 October 2027
	Simon Noon	2,000,000				
	Andrew Parker	400,000				
	Richard Monti	400,000				
Class C Performance Rights	Gary Comb	800,000	Performance Rights issued for nil consideration each exercisable into one ordinary share at any time between meeting the vesting condition and the expiry date	Upon achievement of: - completion of first commercial production (as defined in the terms and conditions); or - The VWAP of the Company's shares traded on the ASX is equal to or greater than \$0.70 for 10 consecutive business days	nil	25 October 2027
	Simon Noon	2,400,000				
	Andrew Parker	500,000				
	Richard Monti	500,000				

END OF THE REMUNERATION REPORT

DIRECTORS' REPORT

OPTIONS OVER ORDINARY SHARES

There were no options on issue as at the date of the Directors Report.

Performance Rights

Performance rights on issue at the date of the Directors Report had the following expiry dates and exercise prices:

Details	Performance Rights	Exercise Price	Grant Date	Expiry Date
Class "B" Performance Rights	3,400,000	Nil	20/10/2022	24/10/2027
Class "C" Performance Rights	4,200,000	Nil	20/10/2022	24/10/2027
	7,600,000			

NON-AUDIT SERVICES

No non-audit services were provided by the auditor of the Group, BDO Audit Pty Ltd during the financial year.

AUDITOR'S INDEPENDENCE DECLARATION

A copy of the auditor's independence declaration as required under section 307C of the Corporations Act 2001 is set out on the following page.

Signed in accordance with a resolution of the Directors.



Gary Comb
Chairman

26 September 2024

AUDITOR'S INDEPENDENCE DECLARATION



Tel: +61 8 6382 4600
Fax: +61 8 6382 4601
www.bdo.com.au

Level 9, Mia Yellagonga Tower 2
5 Spring Street
Perth, WA 6000
PO Box 700 West Perth WA 6872
Australia

DECLARATION OF INDEPENDENCE BY GLYN O'BRIEN TO THE DIRECTORS OF BOAB METALS LIMITED

As lead auditor of Boab Metals Limited for the year ended 30 June 2024, I declare that, to the best of my knowledge and belief, there have been:

1. No contraventions of the auditor independence requirements of the *Corporations Act 2001* in relation to the audit; and
2. No contraventions of any applicable code of professional conduct in relation to the audit.

This declaration is in respect of Boab Metals Limited and the entities it controlled during the period.

A handwritten signature in black ink, appearing to read 'Glyn O'Brien', is written over a light blue horizontal line.

Glyn O'Brien

Director

BDO Audit Pty Ltd

Perth

26 September 2024

BDO Audit Pty Ltd ABN 33 134 022 870 is a member of a national association of independent entities which are all members of BDO Australia Ltd ABN 77 050 110 275, an Australian company limited by guarantee. BDO Audit Pty Ltd and BDO Australia Ltd are members of BDO International Ltd, a UK company limited by guarantee, and form part of the international BDO network of independent member firms. Liability limited by a scheme approved under Professional Standards Legislation.

CONSOLIDATED STATEMENT OF PROFIT OR LOSS AND OTHER COMPREHENSIVE INCOME

FOR THE YEAR ENDED 30 JUNE 2024

	Notes	2024 \$	2023 \$
Revenue	5	237,784	298,865
Expenditure			
Exploration Expenses	6	(1,771,174)	(3,821,297)
Development Expenses		(24,001)	(363,921)
Salaries and Employee Benefits Expenses		(755,962)	(860,509)
Depreciation Expenses	6,11	(37,585)	(22,837)
Corporate Expenses		(391,262)	(440,902)
Occupancy Expenses		(49,579)	(42,009)
Consulting Expenses		(111,693)	(119,970)
Administration Expenses		(167,853)	(104,856)
Share Based Payments Expenses	25	(176,718)	(369,692)
Depreciation of Right of Use Assets		(73,931)	(70,305)
(Loss) Before Income Tax		(3,321,974)	(5,917,433)
Income Tax	7	-	-
Total (Loss) for the Year		(3,321,974)	(5,917,433)
Movement in Foreign Exchange Translation Reserve	16	11,020	15,992
Total Comprehensive (Loss)		(3,310,954)	(5,901,441)
(Loss) Attributed to the Members		(3,321,974)	(5,917,433)
Total Comprehensive (Loss) Attributed to the Members		(3,310,954)	(5,901,441)
Basic and Diluted Loss per Share for Loss Attributable to the Ordinary Equity Holders of the Company (Cents per Share)		(1.80)	(3.58)

The above Consolidated Statement of Profit or Loss and Other Comprehensive Income should be read in conjunction with the Notes to the Financial Statements.

CONSOLIDATED STATEMENT OF FINANCIAL POSITION

AS AT 30 JUNE 2024

	Notes	2024 \$	2023 \$
Current Assets			
Cash and Cash Equivalents	8	5,663,582	4,578,654
Trade and Other Receivables	9	516,023	510,954
Prepayments		45,118	49,928
Total Current Assets		6,224,723	5,139,536
Non-Current Assets			
Exploration and Evaluation Assets	10	4,643,995	4,643,995
Investments		60,000	60,000
Other Assets		78,710	76,333
Plant and Equipment	11	1,641,461	1,676,350
ROU Asset		108,594	28,957
Total Non-Current Assets		6,532,760	6,485,635
Total Assets		12,757,483	11,625,171
Current Liabilities			
Trade and Other Payables	12	177,202	803,622
Provisions		138,404	162,047
Lease Liabilities		77,639	30,495
Total Current Liabilities		393,245	996,164
Non-Current Liabilities			
Lease Liabilities		35,073	-
Provisions		76,503	71,564
Deferred Tax Liabilities	13	162,647	162,647
Total Non-Current Liabilities		274,223	234,211
Total Liabilities		667,468	1,230,375
Net Assets		12,090,015	10,394,796
Equity			
Contributed Equity	14	58,507,277	53,677,822
Reserves	16	1,633,581	1,445,843
Accumulated Losses		(48,050,843)	(44,728,869)
Total Equity		12,090,015	10,394,796

The above Consolidated Statement of Financial Position should be read in conjunction with the Notes to the Financial Statements.

CONSOLIDATED STATEMENT OF CHANGES IN EQUITY

AS AT 30 JUNE 2024

	Issued Capital	Share / Option Reserve	Foreign Currency Translation Reserve	Accumulated Losses	Total
2024	\$	\$	\$	\$	\$
Balance at 1 July 2023	53,677,822	1,763,293	(317,450)	(44,728,869)	10,394,796
(Loss) for the Year	-	-	-	(3,321,974)	(3,321,974)
Other Comprehensive (Loss) for the Year	-	-	11,020	-	11,020
Total Comprehensive (Loss) for the Year	-	-	11,020	(3,321,974)	(3,310,954)
Issue of Shares/Options	4,993,233	-	-	-	4,993,233
Shares issued as security for the At the Market Subscription	185,000	-	-	-	185,000
Share Based Payments	-	176,718	-	-	176,718
Share issue costs	(348,778)	-	-	-	(348,778)
Balance at 30 June 2024	58,507,277	1,940,011	(306,430)	(48,050,843)	12,090,015
2023					
Balance at 1 July 2022	48,198,398	1,526,601	(333,442)	(38,811,436)	10,580,121
(Loss) for the Year	-	-	-	(5,917,433)	(5,917,433)
Other Comprehensive (Loss)/Income for the Year	-	-	15,992	-	15,992
Total Comprehensive (Loss) for the Year	-	-	15,992	(5,917,433)	(5,901,441)
Issue of Shares/Options	5,658,588	-	-	-	5,658,588
Performance Right converted to shares	133,000	-	-	-	133,000
Share Based Payments	-	236,692	-	-	236,692
Share issue costs	(312,164)	-	-	-	(312,164)
Balance at 30 June 2023	53,677,822	1,763,293	(317,450)	(44,728,869)	10,394,796

The above Consolidated Statement of Changes in Equity should be read in conjunction with the Notes to the Financial Statements.

CONSOLIDATED STATEMENT OF CASH FLOWS

AS AT 30 JUNE 2024

	Notes	2024 \$	2023 \$
Cash Flows from Operating Activities			
Expenditure on Mining Interests		(2,046,790)	(4,091,678)
Payments to Suppliers and Employees		(1,858,101)	(1,574,995)
Interest Received		85,292	88,983
Management Fees		154,919	200,753
Net Cash Outflow from Operating Activities	23	(3,664,680)	(5,376,937)
Cash Flows from Investing Activities			
Payments for Purchase of Property, Plant and Equipment		(2,696)	(1,644,730)
Proceeds from sale of Motor vehicle		-	9,000
Net Cash Outflow from Investing Activities		(2,696)	(1,635,730)
Cash Flows from Financing Activities			
Proceeds From Issues of Shares		5,178,234	5,658,588
Payment of Share Issue Costs	14	(348,778)	(312,164)
Payments on Lease Liability		(77,152)	(72,630)
Net Cash Inflow from Financing Activities		4,752,304	5,273,794
Net (Decrease)/Increase in Cash and Cash Equivalents		1,084,928	(1,738,873)
Cash and Cash Equivalents at the Beginning of the Financial Year		4,578,654	6,317,527
Cash and Cash Equivalents at the End of the Financial Year	8	5,663,582	4,578,654

The above Consolidated Statement of Cash Flows should be read in conjunction with the Notes to the Financial Statements.

NOTES TO THE FINANCIAL STATEMENTS

1. SUMMARY OF MATERIAL ACCOUNTING POLICIES

The principal accounting policies adopted in the preparation of the financial report are set out below. These policies have been consistently applied to all years presented unless otherwise stated. The financial report includes the financial statements for Boab Metals Limited (“Parent” or “Company”) and its subsidiaries (the “Group”) for the year ended 30 June 2024. The financial report was authorised for issue in accordance with a resolution of the Board of Directors of Boab Metals Limited 26 September 2024. Boab Metals Limited is a company incorporated in Australia whose shares are publicly traded on the Australian Securities Exchange. The nature of the operations and principal activities of the Group is exploration of mineral tenements in Australia.

(a) BASIS OF PREPARATION

This general-purpose financial report has been prepared in accordance with Australian Accounting Standards, other authoritative pronouncements of the Australian Accounting Standards Board, Australian Interpretations, and the Corporations Act 2001.

(i) *Compliance with IFRS*

Australian Accounting Standards include Australian equivalents to International Financial Reporting Standards (“AIFRS”). Compliance with AIFRS ensures that the financial statements and notes of Boab Metals Limited comply with International Financial Reporting Standards (“IFRS”).

(ii) *Historical Cost Convention*

Financial statements have been prepared under the historical cost convention.

(iii) *Going Concern Basis*

The financial report has been prepared on a going concern basis, which contemplates continuity of normal business activities and realisation of assets and settlement of liabilities in the ordinary course of business. The going concern of the Group is dependent upon maintaining enough funds for its operations and commitments. The Directors continue to monitor the funding requirements of the Group and are confident that funding can be secured as required to enable the Group to continue as a going concern and are of the opinion that the financial report has been appropriately prepared on a going concern basis.

(iv) The Consolidated Entity Disclosure Statement (CEDS) has been prepared in accordance with the Corporations Act 2001. It includes certain information for each entity that was part of the consolidated entity at the end of the financial year.

(b) PRINCIPLES OF CONSOLIDATION

(i) *Subsidiaries*

Subsidiaries are all entities over which the Group has the power to govern the financial and operating policies, generally accompanying a shareholding of more than half of the voting rights.

NOTES TO THE FINANCIAL STATEMENTS

(b) PRINCIPLES OF CONSOLIDATION (CONTINUED)

(i) Subsidiaries (continued)

The existence and effect of potential voting rights that are currently exercisable or convertible are considered when assessing whether the Group controls another entity. Subsidiaries are fully consolidated from the date on which control is transferred to the Group. They are de-consolidated from the date that control ceases. The acquisition method of accounting is used to account for business combinations by the Group (refer to Note 1(d)). Intercompany transactions, balances and unrealised gains on transactions between Group companies are eliminated. Unrealised losses are also eliminated unless the transaction provides evidence of the impairment of the asset transferred. Accounting policies of subsidiaries have been changed where necessary to ensure consistency with policies adopted by the Group.

(ii) Investment in Joint Ventures

A joint venture is an arrangement under which the Group has joint control, whereby the Group has rights to the net assets of the arrangement, rather than rights to its assets and obligations for its liabilities. Joint control is defined as the contractually agreed sharing of control of an arrangement, which exists only when decisions about the relevant activities require the unanimous consent of the parties sharing control. Interests in joint ventures are accounted for using the equity method.

Under the equity method of accounting, the investments are initially recognised at cost and adjusted thereafter to recognise the Group's share of the post-acquisition profits or losses of the investee in profit or loss, and the Group's share of movements in other comprehensive income of the investee in other comprehensive income. Goodwill relating to the joint venture is included in the carrying amount of the investment and is not amortised or tested individually for impairment. Dividends received or receivable from joint ventures are recognised as a reduction in the carrying amount of the investment.

Financial statements of the joint venture are prepared for the same reporting period as the Group. When necessary, adjustments are made to bring accounting policies in line with those of the Group.

After application of the equity method, the Group determines whether it is necessary to recognise an impairment loss on its investment in the joint venture. An impairment loss is measured by comparing the recoverable amount of the investment with the carrying amount. An impairment loss is recognised in the Consolidated Statement of Profit or Loss and Other Comprehensive Income and is reversed if there has been a favourable change in the estimates used to determine the recoverable amount.

Upon loss of significant influence over the joint venture, the Group measures and recognises any retained investment at its fair value. Any difference between the carrying amount of the joint venture upon loss of joint control and the fair value of the retained investment and proceeds from disposal is recognised in profit or loss.

NOTES TO THE FINANCIAL STATEMENTS

(b) PRINCIPLES OF CONSOLIDATION (CONTINUED)

(iii) *Investment in Joint Operations*

A joint arrangement occurs whereby the parties that have joint control of the arrangement have rights to the assets, and obligations for the liabilities, relating to the arrangement. Joint control is the contractually agreed sharing of control of an arrangement, which exists only when decisions about the relevant activities require unanimous consent of the parties sharing control.

When a group entity undertakes its activities under a joint arrangement, the Group as operator, recognises in relation to its interest in a joint arrangement its:

- assets, including its share of any assets held jointly;
- liabilities, including its share of any liabilities incurred jointly;
- revenue from the sale of its share of the output arising from the joint operation;
- share of the revenue from the sale of the output by the joint operation; and
- expenses, including its share of any expenses incurred jointly.

The Group accounts for the assets, liabilities, revenues, and expenses relating to its interest in a joint operation in accordance with the Australian Accounting Standards applicable to the certain assets, liabilities, revenues, and expenses. When a group entity transacts with a joint operation in which a group entity is a joint operator (such as a sale or contribution of assets), the Group is considered to be conducting the transaction with the other parties to the joint operation, and gains and losses resulting from the transactions are recognised in the Group's consolidated financial statements only to the extent of other parties' interests in the joint operation. When a group entity transacts with a joint operation in which a group entity is a joint operator (such as a purchase of assets), the Group does not recognise its share of the gains and losses until it resells those assets to a third party.

(c) FOREIGN CURRENCY TRANSLATION

(i) *Functional and presentation currency*

Items included in the financial statements of each of the Group's entities are measured using the currency of the primary economic environment in which the entity operates (functional currency). The consolidated financial statements are presented in Australian dollars, Boab's functional and presentation currency, unless otherwise stated.

(ii) *Transactions and balances*

Foreign currency transactions are translated into the functional currency using the exchange rate at the date of the transaction.

NOTES TO THE FINANCIAL STATEMENTS

(c) FOREIGN CURRENCY TRANSLATION (CONTINUED)

(ii) *Transactions and balances (continued)*

Foreign exchange gains and losses relating to borrowings are presented in the income statement within finance costs. All other foreign exchange gains and losses are presented in the income statement on a net basis within other income or other expenses.

Non-monetary items that are measured at fair value in a foreign currency are translated using the exchange rate at the date when the fair value was determined. Translation differences on assets and liabilities carried at fair value are reported as part of the fair value gain or loss.

(iii) *Group companies*

The results and financial position of foreign operations that have a functional currency other than the presentation currency are translated into the presentation currency as follows:

- assets and liabilities for each balance sheet presented are translated at the closing rate at the date of that balance sheet;
- income and expenses for each income statement and statement of comprehensive income are translated at average exchange rates (unless this is not a reasonable approximation of the cumulative effect of the rates prevailing on the transaction dates, in which case income and expenses are translated at the dates of the transactions); and
- all resulting exchange differences are recognised in other comprehensive income.

On consolidation, exchange differences arising from the translation of any net investment in foreign entities, and of borrowings and other financial instruments designated as hedges of such investments, are recognised in other comprehensive income. When a foreign operation is sold or any borrowings forming part of the net investment are repaid, the associated exchange differences are reclassified to profit or loss, as part of the gain or loss on sale.

Goodwill and fair value adjustments arising on the acquisition of a foreign operation are treated as assets and liabilities of the foreign operation and translated at the closing exchange rate.

(d) SEGMENT REPORTING

Operating segments are identified, and segment information disclosed based on internal reports received by the Board.

NOTES TO THE FINANCIAL STATEMENTS

(e) INCOME TAX

The income tax expense or revenue for the year is the tax payable on the current periods taxable income (based on the national income tax rate for each jurisdiction adjusted by changes in deferred tax assets and liabilities attributable to temporary differences and to unused tax losses). Deferred income tax is provided in full, using the liability method, on temporary differences arising between the tax bases of assets and liabilities and their carrying amounts in the financial statements.

Deferred income tax is not accounted for if it arises from initial recognition of an asset or liability in a transaction other than a business combination that at the time of the transaction affects neither accounting nor taxable profit or loss. Deferred income tax is determined using tax laws and rates that have been enacted or substantially enacted by the balance sheet date and are expected to apply when the related deferred income tax asset is realised, or the deferred income tax liability is settled.

Deferred tax assets are recognised for deductible temporary differences and unused tax losses only if it is probable that future taxable amounts will be available to utilise those temporary differences and losses. Deferred tax assets and liabilities are offset where there is a legally enforceable right to offset current tax assets and liabilities and where the deferred tax balances relate to the same taxation authority. Current tax assets and liabilities are offset where the entity has a legally enforceable right to offset and intends either to settle on a net basis, or to realise the asset and settle the liability simultaneously. Current and deferred tax balances attributable to amounts recognised directly in equity are also recognised directly in equity.

(f) IMPAIRMENT OF ASSETS

Other assets are reviewed for impairment whenever events or changes in circumstances indicate that the carrying amount may not be recoverable. An impairment loss is recognised for the amount by which the asset's carrying amount exceeds its recoverable amount. The recoverable amount is the higher of an asset's fair value less costs to sell, and value in use. To assess impairment, assets are grouped at the lowest levels for which there are separately identifiable cash inflows that are largely independent of the cash inflows from other assets

or groups of assets (cash-generating units). Non-financial assets other than goodwill that suffered an impairment are reviewed for possible reversal of the impairment at each reporting date.

NOTES TO THE FINANCIAL STATEMENTS

(g) PLANT AND EQUIPMENT

All plant and equipment are stated at historical cost less depreciation. Historical cost includes expenditure that is directly attributable to the acquisition of the items. Depreciation of plant and equipment is calculated using the straight-line method to allocate their cost (net of their residual values) over their estimated useful lives. The assets' residual values and useful lives are reviewed, and adjusted if appropriate, at each balance sheet date. An asset's carrying amount is written down immediately to its recoverable amount if the asset's carrying amount is greater than its estimated recoverable amount (Note 1(h)).

Gains and losses on disposals are determined by comparing proceeds with the carrying amount. These are included in the income statement. When revalued assets are sold, it is Group policy to transfer the amounts included in other reserves in respect of those assets to retained earnings.

(h) EXPLORATION AND EVALUATION COSTS

Exploration and evaluation costs are written off in the year they are incurred apart from acquisition costs which are carried forward where right of tenure of the area of interest is current, and they are expected to be recouped through sale or successful development and exploration of the area of interest, or, where exploration and evaluation activities in the area of interest have not reached a stage that permits reasonable assessment of the existence of economically recoverable reserves. Where an area of interest is abandoned, or the Directors decide that it is not commercial, any accumulated acquisition costs in respect of that area are written off in the financial period the decision is made. Each area of interest is reviewed at the end of each accounting period and accumulated costs written off to the extent that they will not be recoverable in the future.

(i) EMPLOYEE BENEFITS

(i) Share-Based Payments

The Group provides benefits to employees (including Directors) and consultants of the Group in the form of share-based payments whereby employees and contractors render services in exchange for shares or rights over shares ("equity-settled transactions"). The cost of these equity-settled transactions is measured by reference to the fair value at the date at which they are granted. The fair value is determined by an internal valuation using a Black-Scholes option pricing model. The cost of equity-settled transactions is recognised, together with a corresponding increase in equity, over the period in which the performance conditions are fulfilled, ending on the date on which the relevant employees become fully entitled to the award ("vesting date").

NOTES TO THE FINANCIAL STATEMENTS

(i) EMPLOYEE BENEFITS (CONTINUED)

(i) *Share-Based Payments (Continued)*

The cumulative expense recognised for equity-settled transactions at each reporting date until vesting date reflects the extent to which the vesting period has expired and the number of options that the Directors think will vest ultimately. This opinion is formed based on the information available at balance date.

No adjustment is made for the likelihood of market performance conditions being met as the effect of these conditions is included in the determination of fair value at grant date. No expense is recognised for awards that do not ultimately vest, except for awards where vesting is conditional upon a market condition. Where an equity-settled award is cancelled, it is treated as if it had vested on the date of cancellation, and any expense not yet recognised for the award is recognised immediately. However, if a new award is substituted for the cancelled award and designated as a replacement award on the date that it is granted, the cancelled and new awards are treated as if they were a modification of the original award.

(j) CONTRIBUTED EQUITY

Ordinary shares are classified as equity. Incremental costs directly attributable to the issue of new shares or options are shown in equity as a deduction (net of tax) from the proceeds. Incremental costs directly attributable to the issue of new shares or options, for the acquisition of a business, are not included in the cost of the acquisition as part of the purchase consideration.

(k) EARNINGS PER SHARE

(i) *Basic Earnings Per Share*

Basic earnings per share are calculated by dividing the profit attributable to equity holders of the Parent entity, excluding any costs of servicing equity other than ordinary shares, by the weighted average number of ordinary shares outstanding during the financial year, adjusted for bonus elements in ordinary shares issued during the year.

(ii) *Diluted Earnings Per Share*

Diluted earnings per share adjusts the figures used in the determination of basic earnings per share to take into account the after income tax effect of interest and other financing costs associated with dilutive potential ordinary shares and the weighted average number of shares assumed to have been issued for no consideration in relation to dilutive potential ordinary shares.

NOTES TO THE FINANCIAL STATEMENTS

(I) MATERIAL ACCOUNTING ESTIMATES AND JUDGEMENTS

The carrying amount of certain assets and liabilities is often determined based on estimates and assumptions of future events. The key estimates and assumptions that have significant risk of causing a material adjustment to the carrying amounts of certain assets and liabilities within the next annual reporting period are:

(i) *Deferred Taxation*

The potential deferred tax asset arising from the tax losses and temporary differences has not been recognised as an asset because recovery of the tax losses is not yet considered probable.

(ii) *Capitalised Exploration Costs*

The application of the Group's accounting policy for exploration and evaluation expenditure requires judgement in determining whether future economic benefits are likely, either from exploration or sale, or where activities have not reached a stage which permits reasonable assessment

(iii) *Share-Based Payments*

The Group measures the cost of equity-settled and cash-settled transactions by reference to the fair value of the goods and services received or, if this cannot be reliably measured, the fair value of the equity instruments at the date at which they are granted. The fair value of the equity instruments is determined by using the Black-Scholes model and the assumptions and carrying amount at the reporting date is disclosed in Note 27.

(iv) *Depreciation of an Asset*

Depreciation of an asset begins when it is available for use, ie. when it is in the location and condition necessary for it to be capable of operating in the manner intended by management. Depreciation of an asset ceases at the earlier of the date that the asset is classified as held for sale (or included in a disposal group that is classified as held for sale) in accordance with AASB 5 and the date that the asset is derecognised. Therefore, depreciation does not cease when the asset becomes idle or is retired from active use unless the asset is fully depreciated. However, under usage methods of depreciation the depreciation charge can be zero while there is no production.

(v) *At-the-Market Subscription Agreement*

On 22 December 2023 the Company announced that it had entered into an agreement with Acuity Capital investment Management Pty Ltd (Acuity Capital) for the provision of an At-the-Market Subscription Agreement (ATM). The ATM provides the Company with up to \$5,000,000 of standby equity capital for a period of 38 months. Under the terms of the agreement the Company initially had issued 9,000,000 ordinary shares at nil value as security for the standby equity capital (following the ATM subscription notice on 2 May 2024 for 1,230,000 ordinary shares the balance of security shares is now 7,770,000. Upon early termination or maturity of the ATM facility the Company may buy back (and cancel) the security shares for no consideration (subject to shareholder approval). Acuity Capital can purchase the collateral shares or the collateral shares can be transferred out a third party nominated by Boab.

NOTES TO THE FINANCIAL STATEMENTS

(I) MATERIAL ACCOUNTING ESTIMATES AND JUDGEMENTS (CONTINUED)

(v) *At-the-Market Subscription Agreement (Continued)*

The company considers that until it cannot meet its obligations under the ATM Agreement and therefore a buy-back of the shares placed as security it is not likely, the Collateral shares are not considered issued capital, but rather Treasury Shares.

2. NEW AND AMENDED ACCOUNTING POLICIES ADOPTED BY THE GROUP

The Group has adopted all of the new or amended Accounting Standards and Interpretations issued by the Australian Accounting Standards Board ('AASB') that are mandatory for the current reporting period.

Any new or amended Accounting Standards or Interpretations that are not yet mandatory have not been early adopted.

3. FINANCIAL RISK MANAGEMENT

FINANCIAL RISK MANAGEMENT OBJECTIVES

The Group's activities expose it to a variety of financial risks: market risk (including foreign currency risk, price risk and interest rate risk), credit risk and liquidity risk. The Group's overall risk management program focuses on the unpredictability of financial markets and seeks to minimise potential adverse effects on the financial performance of the Group.

Various methods are used to measure risks to which the Group is exposed, including sensitivity analysis for interest rate, foreign exchange and other price risks, and ageing analysis for credit risk.

Risk management is carried out by the accounting team under Board approved policies covering identification and analysis of risk exposure, risk limits, and appropriate procedures and controls. Reporting is provided to the Board on a monthly basis.

MARKET RISK

(i) *Foreign Currency Risk*

The Group completes certain transactions denominated in foreign currency and is exposed to foreign currency risk through exchange rate fluctuations. Foreign currency risk arises from future commercial transactions and recognised financial assets and financial liabilities in a currency other than the Group's functional currency. The risk is measured using sensitivity analysis and cash flow forecasting.

Based on the net exposure to foreign currencies, a change in the foreign exchange rate as at the end of the year would not have a significant effect on the Group's financial results.

NOTES TO THE FINANCIAL STATEMENTS

MARKET RISK (CONTINUED)

(ii) *Price Risk*

Presently, the Group is not directly exposed to commodity price risk as it is in the exploration phase. The Group is indirectly exposed to price movements for commodities such as gold, copper and silver as these may affect the Group's ability to access capital markets.

(iii) *Interest Rate Risk*

The Group's main interest rate risk arises from cash and term deposits held at variable interest rates as term deposits issued at fixed rates expose the Group to fair value risk. The Group's policy is to maximise interest rate returns, having regard to the cash requirements of the business.

(iv) *Credit Risk*

Credit risk refers to the risk that a counterparty will default on its contractual obligations, resulting in financial loss to the Group. The maximum exposure to credit risk at the reporting date to recognised financial assets is the carrying amount (net of any provisions for impairment of those assets) as disclosed in the statement of financial position and notes to the financial statements.

(v) *Liquidity Risk*

Liquidity risk management requires the Group to maintain enough liquid assets to pay debts as and when they fall due. The Group manages liquidity risk by maintaining adequate cash reserves through continuously monitoring actual and forecast cash flows and matching the maturity profiles of financial assets and liabilities.

INTEREST RATE RISK

The Group is exposed to market interest rate movements on short-term deposits. Group policy is to monitor the interest rate yield curve to 120 days to ensure a balance is maintained between the liquidity of cash assets and the interest rate return. At 30 June 2024, if interest rates had changed by +/- 100 basis points from the year-end rates with all other variables held constant, pre-tax loss would have been \$33,128 lower/higher (2023 – change of 100 bps: \$46,285 lower/higher) as a result of lower interest income.

NOTES TO THE FINANCIAL STATEMENTS

INTEREST RATE RISK (CONTINUED)

The Group's exposure to interest rate risks and the effective interest rates of financial assets and financial liabilities, both recognised and unrecognised at the balance date, are as follows:

Financial Instrument	Floating	Fixed Interest Rate Maturing in:			Non-	Total Carrying
	Interest	>1 Year	1 - 5 Years	<5 Years	Interest	Amount
	Rate				Bearing	
	\$	\$	\$	\$	\$	\$
2024						
<i>Financial Assets</i>						
Cash and Cash Equivalents	5,663,582	-	-	-	-	5,663,582
Investments	-	-	-	-	60,000	60,000
Trade & Other Receivables	-	-	-	-	345,638	345,638
Deposits	52,220	-	-	-	26,490	78,710
Total Financial Assets	5,715,802	-	-	-	432,128	6,147,930
<i>Financial Liabilities</i>						
Trade Creditors	-	-	-	-	-	-
Other Creditors and Accruals	-	-	-	-	-	-
Lease Liabilities	-	77,639	35,073	-	-	112,712
Total Financial Liabilities	-	77,639	35,073	-	-	112,712

Weighted average effective interest rate is 0.03%

2023

<i>Financial Assets</i>						
Cash and Cash Equivalents	4,578,654	-	-	-	-	4,578,654
Investments	-	-	-	-	60,000	60,000
Trade & Other Receivables	-	-	-	-	510,954	510,954
Deposits	49,843	-	-	-	26,490	76,333
Total Financial Assets	4,628,497	-	-	-	597,444	5,225,941
<i>Financial Liabilities</i>						
Trade Creditors	-	-	-	-	-	-
Other Creditors and Accruals	-	-	-	-	-	-
Lease Liabilities	-	30,495	-	-	-	30,495
Total Financial Liabilities	-	30,495	-	-	-	30,495

NET FAIR VALUES

All financial assets and liabilities have been recognised at the balance date at amounts approximating their carrying value.

CREDIT RISK EXPOSURES

The Group has no significant concentrations of credit risk. The maximum exposure to credit risk at balance date is the carrying amount (net of provision for doubtful debts) of those assets as disclosed in the balance sheet and notes to the financial statements. A formal credit risk management policy is not maintained.

NOTES TO THE FINANCIAL STATEMENTS

4. SEGMENT INFORMATION

AASB 8 requires operating segments to be identified based on internal reports provided to the Board in order to allocate resources to the segments and assess performance. Information reported to the Board is based on exploration in the principal locations of the Group's projects, Australia and Colombia. The revenues and profit generated by each of the Group's operating segments, assets and liabilities are summarised as follows:

	Australia		Colombia		Total	
	2024 \$	2023 \$	2024 \$	2023 \$	2024 \$	2023 \$
Segment Revenues	237,784	298,865	-	-	237,784	298,865
Segment Operating (Losses)	(3,316,658)	(5,900,570)	(5,316)	(16,863)	(3,321,974)	(5,917,433)
Segment Assets	12,753,006	11,621,551	4,477	3,620	12,757,483	11,625,171
Segment Liabilities	(659,071)	1,227,604	(8,397)	2,771	(667,468)	1,230,675

5. REVENUE

From Continuing Operations	Consolidated	
	2024 \$	2023 \$
Sorby Hills Project Revenue	136,100	201,745
Interest	101,684	95,463
Other Income	-	1,657
	237,784	298,865

6. EXPENSES

Loss Before Income Tax Includes the Following Expenses:	Consolidated	
	2024 \$	2023 \$
Depreciation of Plant and Equipment	37,585	22,837
Depreciation of ROU Asset	73,931	70,305
Exploration and Evaluation Expenditure	1,771,174	3,821,297
Development Expenses	24,001	363,921

NOTES TO THE FINANCIAL STATEMENTS

7. INCOME TAX

	Consolidated	
	2024	2023
	\$	\$
Income Tax Expense/Benefit		
Current Tax	-	-
Deferred Tax	-	-
Adjustments for Current Tax of Prior Years	-	-
	-	-
Numerical Reconciliation of Income Tax Expense to Prima Facie Tax Payable		
Loss from Continuing Operations Before Income Tax Expense	(3,321,974)	(5,917,433)
Prima Facie Tax Benefit at the Australian Tax Rate of 25% (2023: 25%)	(830,494)	(1,479,358)
Tax Effect of Amounts which are not Deductible (Taxable) in Calculating Taxable Income		
Other Items	(43,015)	10,686
	(873,509)	(1,468,672)
Tax Effect of Current Year Tax Losses and other temporary differences for which no DTA has been recognised	873,509	1,468,672
Income Tax Expense/(Benefit)	-	-
Unrecognised Temporary Differences		
Deferred Tax Assets		
<i>On Income Tax Account</i>		
S. 40-880 Deductions	148,722	150,912
Write off Acquired Tenement Costs over 15 years	1,001,880	1,039,870
Accruals and Provisions	48,296	53,380
Carry Forward Tax Losses	10,597,122	9,515,703
	11,796,020	10,759,865
Deferred Tax Liabilities Prepayments		-
Total Unrecognised Temporary Differences	11,796,020	10,759,865

	Consolidated	
	2024	2023
	\$	\$
Deferred Tax Liabilities		
Beginning Exploration and Evaluation on Acquisition	162,647	162,647
Reduction of Deferred Tax Liability Due to Impairment	-	-
Deferred Tax Liability - Exploration and Evaluation Assets	162,647	162,647

The deferred tax assets have not been brought to account, as it is not probable within the immediate future that tax profits will be available against which deductible temporary differences and tax losses can be utilised.

NOTES TO THE FINANCIAL STATEMENTS

8. CURRENT ASSETS - CASH AND CASH EQUIVALENTS

	Consolidated	
	2024	2023
	\$	\$
Cash at Bank	5,563,582	4,578,654
Cash and Cash Equivalents as Shown in the Consolidated Statement of Financial Position and the Consolidated Statement of Cash Flows	5,663,582	4,578,654

9. CURRENT ASSETS - OTHER

	Consolidated	
	2024	2023
	\$	\$
Trade and Other Receivables	516,023	510,954
Prepayments	45,118	49,928
	561,141	560,882

The above receivables are within initial trade terms and therefore have not been impaired.

10. NON-CURRENT ASSETS - EXPLORATION AND EVALUATION ASSETS

	Consolidated	
	2024	2023
	\$	\$
Balance at Beginning of the Year	4,643,995	4,668,040
Additions	-	-
Reclassification of costs	-	(24,045)
Balance at the End of the Year	4,643,995	4,643,995

There were no impairment indicators identified at 30 June 2024.

11. NON-CURRENT ASSETS - PLANT AND EQUIPMENT

	Consolidated	
	2024	2023
	\$	\$
Plant and Equipment		
Cost	1,758,196	1,755,525
Accumulated Depreciation	(116,735)	(79,175)
Net Carrying Amount	1,641,461	1,676,350
Plant and Equipment - Movement		
Opening Net Book Amount	1,676,350	61,800
Additions	2,696	1,646,387
Disposal	-	(9,000)
Depreciation Charge	(37,585)	(22,837)
Closing Net Carrying Amount	1,641,461	1,676,350

The camp purchased in the prior year is not deemed ready and available for use and therefore no depreciation has yet been recorded. Refer to Note 1(l) for further details.

NOTES TO THE FINANCIAL STATEMENTS

12. CURRENT LIABILITIES - TRADE AND OTHER PAYABLES

	Consolidated	
	2024	2023
	\$	\$
Trade Payables	116,027	442,173
Other Payables and Accruals	61,175	361,449
	177,202	803,622

The above payables are within initial trade terms and therefore are not past due.

13. NON-CURRENT LIABILITIES – DEFERRED TAX LIABILITIES

	Consolidated	
	2024	2023
	\$	\$
Deferred Tax Liabilities Comprise Temporary Differences Attributable to:		
Beginning Exploration and Evaluation on Acquisition	162,647	162,647
Deferred Tax Liability	162,647	162,647

14. CONTRIBUTED EQUITY

SHARE CAPITAL

	2024		2023	
	Shares	\$	Shares	\$
Ordinary Shares Fully Paid	233,395,106	58,507,277	174,462,770	53,677,822
Total Contributed Equity	233,395,106	58,507,277	174,462,770	53,677,822

MOVEMENTS IN ORDINARY SHARE CAPITAL

	2024		2023	
	Shares	\$	Shares	\$
Beginning of the Financial Year	174,462,770	53,677,822	153,493,527	48,198,398
Issued during the year:				
Share Placement/Share Purchase Plan	17,169,415	1,716,942	20,209,243	5,658,588
Entitlement Offer	32,762,921	3,276,292	-	-
Conversion of Performance Rights to shares	-	-	760,000	133,000
Shares issued as security for the At the Market Subscription Agreement ¹	7,770,000	-	-	-
Shares issued to Acuity Capital ATM subscription notice ¹	1,230,000	185,000	-	-
Less Transaction costs	-	(348,778)	-	(312,164)
	233,395,106	58,507,277	174,462,770	53,677,822

NOTES TO THE FINANCIAL STATEMENTS

MOVEMENTS IN ORDINARY SHARE CAPITAL (CONTINUED)

On 7 May 2024, Boab conducted a placement of 17,169,415 Ordinary Shares to sophisticated and professional investors at \$0.10 per share raising \$1,716,942 before capital raising costs. Further to the placement the Company also conducted a Entitlement Offer and raised \$3,276,292 (before costs) through the issue of 32,762,921 ordinary fully paid shares.

¹ Refer to Note 1(l) for further details.

ORDINARY SHARES

Ordinary shares entitle the holder to participate in dividends and the proceeds on winding up of the Parent entity proportionate to the number of and amounts paid for shares held. On a show of hands every holder of ordinary shares present at a meeting in person or by proxy is entitled to one vote and upon a poll each share is entitled to one vote.

CAPITAL RISK MANAGEMENT

Safeguarding its ability to continue as a going concern is the Group's objective when it comes to managing capital in order to provide benefits to both shareholders and stakeholders and maintain an optimal capital structure to reduce cost of capital. When an opportunity to invest in, or explore, a project is seen as value adding relative to the share price at the time of investment, the Group will seek to raise capital if required.

15. DIVIDENDS

No recommendation for payment of dividends or dividend payments were made during the current or previous reporting period.

16. RESERVES

Share/option reserve is used to recognise the fair value of shares and options issued.

	Consolidated	
	2024	2023
	\$	\$
Share/Option Reserve	1,940,011	1,763,293
Foreign Currency Translation Reserve	(306,430)	(317,450)
	1,633,581	1,445,843

NOTES TO THE FINANCIAL STATEMENTS

16. RESERVES (CONTINUED)

SHARE/OPTION RESERVE

	Consolidated	
	2024	2023
	\$	\$
Balance at Beginning of Year	1,763,293	1,526,601
Reclassification of Performance Rights upon conversion to ordinary shares	-	(7,219)
Share based payments expense	307,934	243,911
Reversal of Lapsed Performance Rights	(131,216)	-
Balance at End of Year	1,940,011	1,763,293

Details of movement in performance rights

	2024	2023
	Number of Performance Rights	Number of Performance Rights
Balance at Beginning of Year	8,300,000	160,000
Granted during the year	-	9,060,000
Forfeited / Cancelled during the year	(700,000)	(160,000)
Converted during the year	-	(760,000)
Expired during the year	-	-
Balance at End of Year	7,600,000	8,300,000

FOREIGN CURRENCY TRANSLATION RESERVE

Foreign currency translation reserve is used to recognise exchange differences arising from the translation of financial statements of foreign operations that do not use Australian dollars as their functional currency.

	Consolidated	
	2024	2023
	\$	\$
Balance at Beginning of Year	(317,450)	(333,442)
Exchange Differences Arising on Translation of Foreign Operations	11,020	15,992
Balance at End of Year	(306,430)	(317,450)

NOTES TO THE FINANCIAL STATEMENTS

17. PARENT ENTITY INFORMATION

	Parent	
	2024	2023
	\$	\$
Total Current Assets	5,658,631	4,330,046
Total Non-Current Assets	9,115,981	6,479,150
Total Assets	14,774,612	10,809,196
Total Current Liabilities	288,590	252,578
Total Non-Current Liabilities	76,503	71,564
Total Liabilities	365,093	324,142
Equity		
Issued Capital	58,507,277	53,677,822
Share Based Payments Reserve	1,940,011	1,763,293
Accumulated Losses	(46,037,769)	(44,956,061)
Total Equity	14,409,519	10,485,054
Results of The Parent Entity		
Loss for the Year	(1,081,708)	(997,460)
Other Comprehensive Income	-	-
Total Comprehensive Loss for the Year	(1,081,708)	(997,460)

CAPITAL AND CONTINGENT LIABILITIES

The parent entity had no capital or contingent liabilities as at 30 June 2024 (2023: Nil).

The accounting policies of the parent entity are consistent with those of the Group, as disclosed in Note 1, except for investments in subsidiaries being accounted for at cost (less any impairment) in the parent entity.

NOTES TO THE FINANCIAL STATEMENTS

18. INTERESTS IN SUBSIDIARIES

The consolidated financial statements incorporate the assets, liabilities and results of the following wholly owned subsidiaries in accordance with the accounting policy described in Note 1b(i):

Subsidiary	Entity Type	Incorporated	Ownership		Tax Residency
			2024	2023	
West Rock Resources Pty Ltd	Body Corporate	Australia	100%	100%	Australia
Sorby Hills Pty Ltd	Body Corporate	Australia	100%	100%	Australia
Sorby Management Pty Ltd	Body Corporate	Australia	100%	100%	Australia
Manbarrum Pty Ltd	Body Corporate	Australia	100%	100%	Australia
West Rock Resources Panama Corp.	Body Corporate	Panama	100%	100%	Panama
Pacifico Minerals Sucursal Colombia (Branch)	Body Corporate	Colombia	100%	100%	Colombia
Pacifico Holdings SAS	Body Corporate	Colombia	100%	100%	Colombia

19. REMUNERATION OF AUDITORS

During the financial year the following fees were paid or payable for services provided by BDO Audit Pty Ltd, the auditor of the company.

	Consolidated	
	2024	2023
	\$	\$
Audit Services		
BDO Audit Pty Ltd audit or review of the financial statements	48,862	47,870

The BDO entity performing the audit of the group transitioned from BDO Audit (WA) to BDO Audit Pty Ltd on 19 April 2024. The disclosures include amounts due or receivable by BDO Audit (WA) Pty Ltd and their respective related entities.

NOTES TO THE FINANCIAL STATEMENTS

20. COMMITMENTS AND CONTINGENCIES

The Group plans to conduct exploration work on its tenements to meet obligations and retain rights of tenure. If required, the Group can reduce these expenditure obligations by establishing joint venture agreements, applications for expenditure exemptions, or selective relinquishment of exploration tenements. Due to the nature of the Group's operations in exploring and evaluating areas of interest, it is difficult to accurately forecast future expenditure. The annual commitment across the Group for the next year is \$702,951 (2023: \$1,567,872).

Exploration Commitments	Consolidated	
	2024	2023
Within One Year	\$ 702,951	\$ 1,567,872
Later than One Year But Not Later Than Five Years	2,175,637	2,057,447
Over Five Years	255,137	598,935
	3,133,725	4,224,254

There are no material contingent assets of the Group at balance date (2023: Nil). In 2019 the acquisition of the Sorby Hills Project included a provision for a 1% net smelter royalty payable to Quintana MH Holding Company LLC that has been classified as a material Contingent Liability, this is still in existence as at balance date 30 June 2024.

The terms of the acquisition of the Manbarrum Project included a Net Smelter Return (NSR) Royalty of 1.25% payable on future revenue generated from the sale of minerals extracted from the Manbarrum Project. The royalty will be secured by a mining mortgage over the Manbarrum Project tenements that may be subordinated to potential project financiers provided certain conditions are met. Boab has retained the right to buy-back the royalty at market value subject to the completion of a Pre-Feasibility Study on the Manbarrum Project.

21. INTERESTS IN JOINT OPERATIONS

The Group recognises its share of jointly held assets, liabilities, revenues and expenses of joint operations. These have been incorporated into the financial statements under the appropriate classifications.

Information relating to joint operations that are material to the Group are set out below:

- Borroloola West Project (Boab 51%). Net assets carried as at 30 June 2024 are Nil (2023: Nil).
- Sorby Hills Project (Boab 75%). Net assets carried as at 30 June 2024 are \$4,173,333 (2023: \$363,921 after a write off of exploration costs of \$4,373,828 and development costs 2023 - 363,921).

NOTES TO THE FINANCIAL STATEMENTS

22. EVENTS OCCURRING AFTER THE BALANCE SHEET DATE

Subsequent to the financial year end, Boab executed an option agreement with joint venture partner Henan Yuguang Gold & Lead Co. Ltd (“Yuguang”) to acquire their 25% interest Sorby Hills Lead-Silver-Zinc Project.

Terms of the Agreement included:

- 12-month option for Boab to acquire Yuguang’s 25% interest in Sorby Hills, increasing Boab’s current 75% interest in the Project to 100%.
- During the option period, Boab will carry Yuguang’s joint venture expenses and in turn, will have full control over joint venture budgets and work programs.
- Should the option be exercised, Boab will pay Yuguang:
 - Tranche 1: A\$12.5M upon exercise of the option and the concurrent acquisition of Yuguang’s 25% Joint Venture interest;
 - Tranche 2: A\$5.5M payable no later than 12 months from the commencement of concentrate production at Sorby Hills; and
 - Tranche 3: A\$5.0M payable no later than 18 months from the commencement of concentrate production at Sorby Hills.

The ability to exercise the option is subject to Boab reaching a Final Investment Decision (FID) on the Sorby Hills Project within the next 12 months.

The agreement provides Boab with the opportunity to present the Project to potential offtakers and project financiers on the basis of having the option to acquire 100% ownership of the Project and the Sorby Hills concentrate.

There have been no other matters that would require disclosure subsequent to the end of the financial year.

NOTES TO THE FINANCIAL STATEMENTS

23. CASH FLOW RECONCILIATION

RECONCILIATION OF NET LOSS AFTER INCOME TAX TO NET CASH OUTFLOW FROM OPERATING ACTIVITIES

	Consolidated	
	2024	2023
	\$	\$
Net Loss for the Year	(3,321,974)	(5,917,433)
Non-Cash Items		
Depreciation of Non-Current and ROU Assets	111,516	93,143
Interest on Lease Liabilities	5,800	2,300
Share Based Payments - Director/Staff Options	176,718	369,692
Gain on sale of Motor Vehicle	-	(1,657)
Foreign Exchange (Gain)/Loss	-	-
Change in Operating Assets and Liabilities		
(Increase)/Decrease in Trade and Other Receivables	(51,627)	(145,886)
Decrease/(Increase) in Prepayments	4,810	(13,470)
Increase/(Decrease) in Operating, Trade and Other Payables	(571,217)	210,926
Increase/(Decrease) in Provisions	(18,706)	25,448
Net Cash Outflow from Operating Activities	(3,664,680)	(5,376,937)

24. LOSS PER SHARE

	Consolidated	
	2024	2023
	cents	cents
Earnings per share		
Basic loss per share (cents per share)	(1.80)	(3.58)
Diluted loss per share (cents per share)	(1.80)	(3.57)

	Consolidated	
	2024	2023
	\$	\$
Net (loss)	(3,321,974)	(5,917,433)
Loss used to calculate earnings per share	(3,321,974)	(5,917,433)
Loss used to calculate diluted earnings per share	(3,321,974)	(5,917,433)

	Number of Shares	
	2024	2023
Weighted average number of ordinary shares used in calculating earnings per share	184,584,857	165,503,035
Weighted average number of ordinary shares used in calculating diluted earnings per share	184,584,857	165,523,857

NOTES TO THE FINANCIAL STATEMENTS

25. SHARE BASED PAYMENTS

ORDINARY SHARES

	Consolidated	
	2024	2023
	\$	\$
Share Based Payments		
Issued to Directors and Key Management Personnel	307,934	369,692
Reversal of previously recognised expense due to Performance Rights being forfeited or expiring prior to vesting	(131,216)	-
	<u>176,718</u>	<u>369,692</u>

During the year no Performance Rights were converted to shares (2023: 760,000), 700,000 performance rights issued to Key Management Personnel were cancelled upon their resignation. There were no ordinary shares issued to Directors in lieu of cash payments (2023: Nil).

OPTIONS OVER ORDINARY SHARES

No Options were issued in 2024 (2023: Nil) and there were no options on issue as at 30 June 2024.

Performance Rights

No Performance Rights were granted during the year to Directors and Key Management Personnel (2023: 9,060,000). During the year 700,000 Performance rights were cancelled (2023:160,000 Class "D" Performance Rights were cancelled and 760,000 Class "A" Performance Rights were converted into Ordinary Shares in the Company upon the achievement of a milestone).

Performance rights on issue as at 30 June 2024 are as follows:

Details	Performance Rights	Exercise Price	Grant Date	Expiry Date
Class "B" Performance Rights	3,400,000	Nil	20/10/2022	24/10/2027
Class "C" Performance Rights	<u>4,200,000</u>	Nil	20/10/2022	24/10/2027
	<u>7,600,000</u>			

NOTES TO THE FINANCIAL STATEMENTS

25. SHARE BASED PAYMENTS (CONTINUED)

Performance Rights Valuation Inputs

	Class B Performance Rights	Class C Performance Rights
Methodology	Monte Carlo	Monte Carlo
Iterations	3,400,000	4,200,000
Grant date	20 October 2022	20 October 2022
Expiry date	25 October 2027	25 October 2027
Share price at grant date (\$)	0.175	0.175
Exercise price (\$)	nil	nil
VWAP hurdle (\$)	0.60	0.70
Risk-free rate (%)	3.701	3.701
Volatility (%)	100	100
Dividend yield (%)	nil	nil
Fair value per right (\$)	0.1532	0.1494

The fair value of the performance rights has been calculated using the Monte Carlo valuation method with key inputs noted above.

The Performance Rights will, if not vested lapse on 25 October 2027.

Performance rights will be automatically exercisable when the performance hurdle has been achieved. Each performance right which vests will entitle the holder to be issued one share in the Company.

Performance rights issued to Directors

Security	Recipient	Number	Details	Vesting condition	Exercise price	Expiry date
Class B Performance Rights	Gary Comb	600,000	Performance Rights issued for nil consideration each exercisable into one ordinary share at any time between meeting the vesting condition and the expiry date	Upon achievement of: - The Company successfully securing Project Finance ¹ in an amount not less than \$50 million; or - The VWAP of the Company's shares traded on the ASX is equal to or greater than \$0.60 for 10 consecutive business days	nil	25 October 2027
	Simon Noon	2,000,000				
	Andrew Parker	400,000				
	Richard Monti	400,000				
Class C Performance Rights	Gary Comb	800,000	Performance Rights issued for nil consideration each exercisable into one ordinary share at any time between meeting the vesting condition and the expiry date	Upon achievement of: - completion of first commercial production (as defined in the terms and conditions); or - The VWAP of the Company's shares traded on the ASX is equal to or greater than \$0.70 for 10 consecutive business days	nil	25 October 2027
	Simon Noon	2,400,000				
	Andrew Parker	500,000				
	Richard Monti	500,000				

NOTES TO THE FINANCIAL STATEMENTS

26. RELATED PARTY TRANSACTIONS

Other than the transactions with Directors and Key Management Personnel as disclosed in the Remuneration Report, there were no related party transactions to report for the period.

KEY MANAGEMENT PERSONNEL COMPENSATION

	Consolidated	
	2024	2023
	\$	\$
Short Term Employee Benefit	719,398	636,513
Shares issued on achievement of Performance Rights milestone	-	133,000
Share Based Payments	176,718	369,692
Post-Employment Benefit	70,596	58,418
	966,712	1,197,623

CONSOLIDATED ENTITY DISCLOSURE STATEMENT

AS AT 30 JUNE 2024

Entity Name	Entity Type	Country of Incorporation	Ownership interest	Tax Residency
			2024	
West Rock Resources Pty Ltd	Body Corporate	Australia	100%	Australia
Sorby Hills Pty Ltd	Body Corporate	Australia	100%	Australia
Sorby Management Pty Ltd	Body Corporate	Australia	100%	Australia
Manbarrum Pty Ltd	Body Corporate	Australia	100%	Australia
West Rock Resources Panama Corp.	Body Corporate	Panama	100%	Panama
Pacifico Minerals Sucursal Colombia (Branch)	Body Corporate	Colombia	100%	Colombia
Pacifico Holdings SAS	Body Corporate	Colombia	100%	Colombia

DIRECTORS' DECLARATION

The Directors of the Company declare that:

1. The financial statements accompanying the notes are in accordance with the Corporations Act 2001, and:
 - a. Comply with Accounting Standards, the Corporations Act 2001 and other mandatory professional reporting requirements;
 - b. Give a true and fair view of the financial position as at 30 June 2024 and of the performance for the report period for the consolidated entity.
2. In the Directors' opinion, there are reasonable grounds to believe that the Group will be able to pay its debts as and when they become due and payable.
3. In the Directors' opinion, the financial statements and notes are prepared in compliance with IFRS and interpretations issued by the International Accounting Standards Board.
4. The remuneration disclosures as set out on pages 22-29 of the Directors' Report comply with Accounting Standards AASB 124 *Related Party Disclosures* and section 300A of the Corporations Act 2001.
5. The Directors have been given the declarations required under section 295A of the Corporations Act 2001. The information disclosed in the attached consolidated entity disclosure statement is true and correct.

This declaration is made in accordance with a resolution of the Board of Directors and is signed on behalf of the Directors.



Gary Comb
Chairman
26 September 2024

INDEPENDENT AUDITOR'S REPORT



Tel: +61 8 6382 4600
Fax: +61 8 6382 4601
www.bdo.com.au

Level 9, Mia Yellagonga Tower 2
5 Spring Street
Perth, WA 6000
PO Box 700 West Perth WA 6872
Australia

INDEPENDENT AUDITOR'S REPORT

To the members of Boab Metals Limited

Report on the Audit of the Financial Report

Opinion

We have audited the financial report of Boab Metals Limited (the Company) and its subsidiaries (the Group), which comprises the consolidated statement of financial position as at 30 June 2024, the consolidated statement of profit or loss and other comprehensive income, the consolidated statement of changes in equity and the consolidated statement of cash flows for the year then ended, and notes to the financial report, including material accounting policy information, the consolidated entity disclosure statement and the directors' declaration.

In our opinion the accompanying financial report of the Group, is in accordance with the *Corporations Act 2001*, including:

- (i) Giving a true and fair view of the Group's financial position as at 30 June 2024 and of its financial performance for the year ended on that date; and
- (ii) Complying with Australian Accounting Standards and the *Corporations Regulations 2001*.

Basis for opinion

We conducted our audit in accordance with Australian Auditing Standards. Our responsibilities under those standards are further described in the *Auditor's responsibilities for the audit of the Financial Report* section of our report. We are independent of the Group in accordance with the *Corporations Act 2001* and the ethical requirements of the Accounting Professional and Ethical Standards Board's *APES 110 Code of Ethics for Professional Accountants (including Independence Standards)* (the Code) that are relevant to our audit of the financial report in Australia. We have also fulfilled our other ethical responsibilities in accordance with the Code.

We confirm that the independence declaration required by the *Corporations Act 2001*, which has been given to the directors of the Company, would be in the same terms if given to the directors as at the time of this auditor's report.

We believe that the audit evidence we have obtained is sufficient and appropriate to provide a basis for our opinion.

Key audit matters

Key audit matters are those matters that, in our professional judgement, were of most significance in our audit of the financial report of the current period. These matters were addressed in the context of our audit of the financial report as a whole, and in forming our opinion thereon, and we do not provide a separate opinion on these matters.

BDO Audit Pty Ltd ABN 33 134 022 870 is a member of a national association of independent entities which are all members of BDO Australia Ltd ABN 77 050 110 275, an Australian company limited by guarantee. BDO Audit Pty Ltd and BDO Australia Ltd are members of BDO International Ltd, a UK company limited by guarantee, and form part of the international BDO network of independent member firms. Liability limited by a scheme approved under Professional Standards Legislation.

INDEPENDENT AUDITOR'S REPORT



CARRYING VALUE OF EXPLORATION & EVALUATION ASSETS

Key audit matter	How the matter was addressed in our audit
<p>At 30 June 2024, we note that the carrying value of the Exploration and Evaluation Asset is significant to the financial statements, as disclosed in Note 1(h) and Note 10 of the Financial Report.</p> <p>As a result, we considered it necessary to assess whether any facts or circumstances exist to suggest that the carrying amount of this asset may exceed its recoverable amount.</p> <p>Judgement is applied in determining the treatment of exploration expenditure in accordance with Australian Accounting Standard AASB 6 Exploration for and Evaluation of Mineral Resources. In particular:</p> <ul style="list-style-type: none">• Whether the conditions for capitalisation are satisfied; and• Whether facts and circumstances indicate that the exploration and evaluation assets should be tested for impairment.	<p>Our procedures included, but were not limited to:</p> <ul style="list-style-type: none">• Obtaining a schedule of the areas of interest held by the Group and assessing whether the rights to tenure of those areas of interest remained current at balance date;• Considering the status of the ongoing exploration programmes in the respective areas of interest by holding discussions with management, and reviewing the Group's exploration budgets, ASX announcements and directors' minutes;• Considering whether any such areas of interest had reached a stage where a reasonable assessment of economically recoverable reserves existed;• Considering whether any facts or circumstances existed to suggest impairment testing was required; and• Assessing the adequacy of the related disclosures in Note 1(h) and Note 10 of the Financial Report.

Other information

The directors are responsible for the other information. The other information comprises the information in the Group's annual report for the year ended 30 June 2024, but does not include the financial report and the auditor's report thereon.

Our opinion on the financial report does not cover the other information and we do not express any form of assurance conclusion thereon.

In connection with our audit of the financial report, our responsibility is to read the other information and, in doing so, consider whether the other information is materially inconsistent with the financial report or our knowledge obtained in the audit or otherwise appears to be materially misstated.

If, based on the work we have performed, we conclude that there is a material misstatement of this other information, we are required to report that fact. We have nothing to report in this regard.

INDEPENDENT AUDITOR'S REPORT



Responsibilities of the directors for the Financial Report

The directors of the Company are responsible for the preparation of:

- a) the financial report that gives a true and fair view in accordance with Australian Accounting Standards and the *Corporations Act 2001*; and
- b) the consolidated entity disclosure statement that is true and correct in accordance with the *Corporations Act 2001*, and

for such internal control as the directors determine is necessary to enable the preparation of:

- i) the financial report that gives a true and fair view and is free from material misstatement, whether due to fraud or error; and
- ii) the consolidated entity disclosure statement that is true and correct and is free of misstatement, whether due to fraud or error.

In preparing the financial report, the directors are responsible for assessing the ability of the group to continue as a going concern, disclosing, as applicable, matters related to going concern and using the going concern basis of accounting unless the directors either intend to liquidate the Group or to cease operations, or has no realistic alternative but to do so.

Auditor's responsibilities for the audit of the Financial Report

Our objectives are to obtain reasonable assurance about whether the financial report as a whole is free from material misstatement, whether due to fraud or error, and to issue an auditor's report that includes our opinion. Reasonable assurance is a high level of assurance, but is not a guarantee that an audit conducted in accordance with the Australian Auditing Standards will always detect a material misstatement when it exists. Misstatements can arise from fraud or error and are considered material if, individually or in the aggregate, they could reasonably be expected to influence the economic decisions of users taken on the basis of this financial report.

A further description of our responsibilities for the audit of the financial report is located at the Auditing and Assurance Standards Board website (<http://www.auasb.gov.au/Home.aspx>) at:

https://www.auasb.gov.au/admin/file/content102/c3/ar1_2020.pdf

This description forms part of our auditor's report.

Report on the Remuneration Report

Opinion on the Remuneration Report

We have audited the Remuneration Report included in pages 22 to 29 the directors' report for the year ended 30 June 2024.

In our opinion, the Remuneration Report of Boab Metals Limited, for the year ended 30 June 2024, complies with section 300A of the *Corporations Act 2001*.

INDEPENDENT AUDITOR'S REPORT



Responsibilities

The directors of the Company are responsible for the preparation and presentation of the Remuneration Report in accordance with section 300A of the *Corporations Act 2001*. Our responsibility is to express an opinion on the Remuneration Report, based on our audit conducted in accordance with Australian Auditing Standards.

BDO Audit Pty Ltd

BDO


Glyn O'Brien

Director

Perth, 26 September 2024

SHAREHOLDER INFORMATION

AS AT 20 SEPTEMBER 2024

Additional information is set out below in accordance with the listing rules of the Australian Stock Exchange Limited and is current as at 20 September 2024.

1. STATEMENT OF ISSUED CAPITAL

Distribution of holdings for Ordinary Shares on Issue (BML) :-

Number of Holders by Holding Size	Holders	Total Units	% of Issued Capital
1 - 1,000	160	32,210	0.01%
1,001 - 5,000	1,063	3,054,685	1.31%
5,001 - 10,000	596	4,575,246	1.96%
10,001 - 100,000	1,394	49,065,392	21.02%
100,001 and over	350	176,667,573	75.69%
Total	3,563	233,395,106	100.00%

Ordinary shares carry one vote per share without restriction. The number of fully paid ordinary shareholdings held in less than marketable parcels is 1,320 (based on a share price of \$0.086).

2. UNQUOTED SECURITIES

Distribution of holdings for Performance Rights on issue:

“B” class Performance Rights* on issue expire on 25 October 2027 and have vesting conditions attached. Each Performance Right vests into one Ordinary Fully Paid Share on conversion.

Number of Holders by Holding Size	Holders	Total Units *	% of Issued Capital
1 - 1,000	-	-	-
1,001 - 5,000	-	-	-
5,001 - 10,000	-	-	-
10,001 - 100,000	-	-	-
100,001 and over	4	3,400,000	100.00%
Total	4	3,400,000**	100.00%

* Performance Shares do not carry any voting rights until they vest and are converted into Ordinary Fully Paid shares.

** Mr Simon Alexander Noon holds 58.9% or 2,000,000 “B” class Performance Rights.

SHAREHOLDER INFORMATION

AS AT 20 SEPTEMBER 2024

2. UNQUOTED SECURITIES (continued)

“C” class Performance Rights on issue expire on 25 October 2027 and have vesting conditions attached. Each Performance Right vests into one Ordinary Fully Paid Share on conversion.

Number of Holders by Holding Size	Holders	Total Units *	% of Issued Capital
1 - 1,000	-	-	-
1,001 - 5,000	-	-	-
5,001 - 10,000	-	-	-
10,001 - 100,000	-	-	-
100,001 and over	4	4,200,000	100.00%
Total	4	4,200,000**	100.00%

* Performance Shares do not carry any voting rights until they vest and are converted into Ordinary Fully Paid shares.

** Mr Simon Alexander Noon holds 57.1% or 2,400,000 “B” class Performance Rights.

On-Market Buy back

There is no current on-market buy back.

Restricted Securities

The Company has no restricted securities currently on issue.

SHAREHOLDER INFORMATION

AS AT 20 SEPTEMBER 2024

SUBSTANTIAL SHAREHOLDERS

Holder**	Number	%
VILLIERS QUEENSLAND PL*	18,311,694	7.85

* Denotes merged holders.

** The holders detailed above held more than 5% of the Issued Capital of the Company as at the date of this additional Shareholder information.

3. QUOTATION

Fully paid ordinary shares are quoted on the Australian Stock Exchange Limited. There is a total of 233,395,106 shares on issue. The top twenty shareholders, as listed below, hold 36.76% of these shares:

Position	Holder Name	Holding	%
1	VILLIERS QUEENSLAND PL*	18,311,694	7.85%
2	CITICORP NOMINEES PTY LIMITED	11,423,041	4.89%
3	ZERO NOMINEES PTY LTD	9,599,769	4.11%
4	ACUITY CAPITAL INVESTMENT MANAGEMENT PTY LTD <ACUITY CAPITAL HOLDINGS A/C>	7,772,876	3.33%
5	MR BRENT DAVID CONNOLLY	4,730,716	2.03%
6	BNP PARIBAS NOMINEES PTY LTD <IB AU NOMS RETAILCLIENT>	3,825,127	1.64%
7	HSBC CUSTODY NOMINEES (AUSTRALIA) LIMITED	3,104,831	1.33%
8	SIMON NOON*	2,783,787	1.19%
9	SURPION PTY LTD <M W SUHR & CO A/C>	2,769,643	1.19%
10	UBS NOMINEES PTY LTD	2,493,358	1.07%
11	MR GRAHAM CHARLES POWELL	2,399,000	1.03%
12	MR WARWICK DYSON	2,300,000	0.99%
13	SOJOURN SERVICES PTY LTD <SOJOURN A/C>	2,209,822	0.95%
14	MR PETER FITZGERALD & MS HELEN FITZGERALD & MR ALBERT ALLOO <TAWNY TUSOCK A/C>	2,115,000	0.91%
15	ICONCLAST CAPITAL PTY LTD <FIVE RIVERS A/C>	1,901,607	0.81%
16	LADAKH PTY LTD	1,773,182	0.76%
17	BNP PARIBAS NOMS PTY LTD	1,689,230	0.72%
18	MR NOEL FRANCIS DIMECH & MRS MERILYN JOAN DIMECH <NF&MJ DIMECH SUPERFUND A/C>	1,625,000	0.70%
19	RICHARD MONTI*	1,561,586	0.67%
20	GREENFEET PTY LTD	1,400,000	0.60%
	Total	85,789,269	36.76%
	Total Issued Capital - Ordinary Shares	233,395,106	100.00%

*Denotes merged holders

SHAREHOLDER INFORMATION

AS AT 20 SEPTEMBER 2024

4. SCHEDULE OF INTERESTS IN MINING TENEMENTS HELD

Farm-In Agreements/ Project Tenements	Location	% Held
Sorby Hills Project M80/196 M80/197 M80/285 M80/286 M80/287 E80/5317	Western Australia	75% 75% 75% 75% 75% 100%
Borroloola West Project EL31354 EL26938 EL26939 EL28658 EL30305 MLN624	Northern Territory Australia	100% 51% 51% 51% 51% 51%
Manbarrum Project EL24395 MA24518 MA26581	Northern Territory Australia	100% 100% 100%
Urrao Project 2791	Colombia	100%